

6 Series Pipe Fittings



FITOK Group

FITOK GmbH (Headquarter)
Spremlinger Landstr. 115, 63069 Offenbach, Germany
Tel.: +49 69 8900 4498 Fax: +49 69 8900 4495

FITOK, Inc.
13843 North Promenade, Suite 750, Stafford, Texas 77477, USA
Tel.: +1 281 888 0077 Fax: +1 281 888 0033

FITOK Middle East Oil Equipment Trading LLC
208-209, Makateb Tower, Airport Road, P.O.Box 185412,
Deira, DUBAI, United Arab Emirates
Tel.: +971 4 2959 853 Fax: +971 4 2959 854






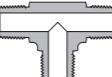
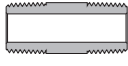
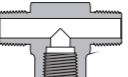

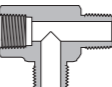

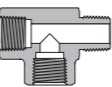





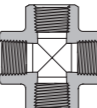



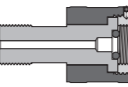


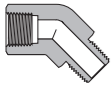
FITOK Incorporated
Yingtailong Industrial Park, Shenzhen, 518109, China
Tel.: +86 755 2803 2500 Fax: +86 755 2803 2619

info@fitokgroup.com
www.fitokgroup.com

FI03040813



Contents

Pipe Plugs - PP	02	Female Elbows - PE	22
			
Hollow Hex Plugs - PI	03	45° Female Elbows - PVE	23
			
Close Nipples - PCN	04	Male Tees - PMT	24
			
Special Pipe Nipples - PSN	04	Female Branch Tees - PTB	25
			
Hex Nipples - PHN	05	Female Run Tees - PTR	25
			
Hex Long Nipples - PLN	08	Male Street Tees - PST	26
			
Reducing Bushings - PRB	09	Male Branch Tees - PBT	27
			
Pipe Caps - PC	12	Female Tees - PT	28
			
Hex Couplings - PCG	12	Female Crosses - PCR	29
			
Union Ball Joints - UBJ	13	Pipe to Pipe Unions - PUP	29
			
Adapters - PA	14	Hand Tight Adapter Fittings - HF	30
			
Male Elbows - PME	17	Part Number Description	31
			
Street Elbows - PSE	18		
			
45° Street Elbows - PSV	20		
			

Features

- ⦿ The hardened threads with smooth surface finishing avoid galling and help to extend the fitting service life.
- ⦿ Radius junction design with elbows provides smooth flow path.
- ⦿ Every fitting is stamped with size, material, and heat code.

Technical Data

- ⦿ Sizes range from 1/16 to 2
- ⦿ Thread Specifications:

Thread Type	Specification
NPT	ASME B1.20.1, SAE AS71051
ISO Tapered	ISO 7-1, BS 21, JIS B0203
ISO Parallel	ISO 228, JIS B0202
SAE/MS	ASME B1.1, SAE J475
Metric	ISO 261

- ⦿ Working temperatures:

For the working temperatures of FITOK pipe fittings, refer to the FITOK 6 series Tube Fittings catalog.

- ⦿ Working Pressure:

- Catalog working pressures shown are based on ANSI/ASME B31.3 at ambient temperature, to determine working pressures in accordance with ANSI/ASME B31.1 multiply catalog working pressures shown by the factor from the below table.

Material	Factor
Stainless steel	0.94
Carbon steel	0.85
Brass	1.0

- Use the allowable working pressure at ambient temperature to multiply the elevated temperature factors to get the working pressure at elevated temperature. To locate the elevated temperature factor, please refer to the related information of FITOK Tubes and Pipes in page 11.
- To get the installation torque for NPT thread and ISO tapered thread, refer to FITOK 6 Series Tube Fittings in page 1.

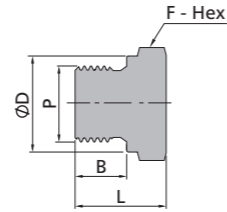
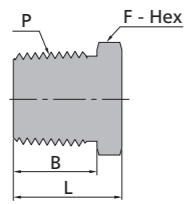
Material

Material	Bar Stock	Forging	Designator
316 stainless steel	ASTM A276, ASME SA479, EN 1.4401	ASTM A182, ASME SA182, EN 1.4401	SS
304 stainless steel	ASTM A276, ASME SA479, EN 1.4301	ASTM A182, ASME SA182, EN 1.4301	S4
Alloy 400	ASTM B164, ASME SB164	ASTM B564 ASME SB564	M
Alloy 600	ASTM B166, ASME SB166	ASTM B564, ASME SB564	INC
Alloy C-276	ASTM B574	ASTM B564,	HC
Brass	ASME B16/ASTM B453	ASTM B283	B
Carbon steel	ASTM A108	ASTM A105	CS
904L stainless steel	ASTM B649	ASTM A182	904L

Cautions:

- ⦿ Do not loosen or tighten fittings when system is pressurized.
- ⦿ Always use proper thread sealants on tapered pipe threads.
- ⦿ Confirm the sealing type when choosing the straight threads, make sure the construction of the matching threads comply with the sealing type.

Pipe Plugs



Male NPT Threads

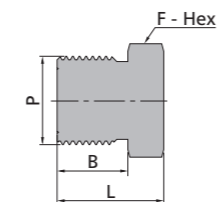
P-NPT Size	Basic Ordering Number	Dimension, in. (mm)		
		L	F	B
1/16	-PP-NS1	0.56 (14.2)	0.31 (7.9)	0.38 (9.7)
1/8	-PP-NS2	0.56 (14.2)	0.44 (11.1)	0.38 (9.7)
1/4	-PP-NS4	0.75 (19.1)	0.56 (14.3)	0.56 (14.2)
3/8	-PP-NS6	0.78 (19.8)	0.69 (17.5)	0.56 (14.2)
1/2	-PP-NS8	0.97 (24.6)	0.87 (22.2)	0.75 (19.1)
3/4	-PP-NS12	1.21 (30.7)	1.06 (27.0)	0.75 (19.1)
1	-PP-NS16	1.50 (38.1)	1.37 (34.9)	0.94 (23.9)
1 1/4	-PP-NS20	1.51 (38.4)	1.75 (44.5)	0.94 (23.9)
1 1/2	-PP-NS24	1.72 (43.7)	2.00 (50.8)	1.03 (26.2)
2	-PP-NS32	2.00 (50.8)	2.75 (69.9)	1.03 (26.2)

Male ISO Parallel Threads

P-RS Size	Basic Ordering Number	Dimension, in. (mm)			
		L	F	B	D
1/8	-PP-RS2	0.55 (14.0)	0.56 (14.3)	0.28 (7.1)	0.54 (13.7)
1/4	-PP-RS4	0.78 (19.8)	0.75 (19.1)	0.44 (11.2)	0.71 (18.0)
3/8	-PP-RS6	0.78 (19.8)	0.87 (22.2)	0.44 (11.2)	0.86 (21.8)
1/2	-PP-RS8	0.99 (25.1)	1.06 (27.0)	0.55 (14.0)	1.02 (25.9)
3/4	-PP-RS12	1.13 (28.7)	1.31 (33.3)	0.62 (15.7)	1.26 (32.0)
1	-PP-RS16	1.21 (30.7)	1.63 (41.3)	0.71 (18.0)	1.54 (39.1)

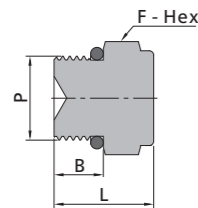
Male Metric Threads

P-Metric Size	Basic Ordering Number	Dimension, mm (in.)			
		L	F	B	D
M14 x 1.5	-PP-MRS14	21.0 (0.83)	20.6 (0.81)	12.0 (0.47)	18.8 (0.74)
M16 x 1.5	-PP-MRS16	23.0 (0.91)	22.2 (0.87)	12.0 (0.47)	20.8 (0.82)
M18 x 1.5	-PP-MRS18	25.0 (0.98)	23.8 (0.94)	12.0 (0.47)	22.8 (0.90)
M20 x 1.5	-PP-MRS20	26.5 (1.04)	25.4 (1.00)	14.0 (0.55)	24.8 (0.98)
M22 x 1.5	-PP-MRS22	28.8 (1.13)	28.6 (1.13)	14.0 (0.55)	26.8 (1.06)
M24 x 1.5	-PP-MRS24	29.0 (1.14)	35.0 (1.38)	14.0 (0.55)	28.8 (1.13)
M27 x 2	-PP-MRS27	30.0 (1.18)	36.5 (1.44)	16.0 (0.63)	31.8 (1.25)



Male ISO Tapered Threads

P-RT Size	Basic Ordering Number	Dimension, in. (mm)		
		L	F	B
1/16	-PP-RT1	0.56 (14.2)	0.31 (7.9)	0.38 (9.7)
1/8	-PP-RT2	0.56 (14.2)	0.44 (11.1)	0.38 (9.7)
1/4	-PP-RT4	0.75 (19.1)	0.56 (14.3)	0.56 (14.2)
3/8	-PP-RT6	0.78 (19.8)	0.69 (17.5)	0.56 (14.2)
1/2	-PP-RT8	0.97 (24.6)	0.87 (22.2)	0.75 (19.1)
3/4	-PP-RT12	1.21 (30.7)	1.06 (27.0)	0.75 (19.1)
1	-PP-RT16	1.50 (38.1)	1.37 (34.9)	0.94 (23.9)
1 1/4	-PP-RT20	1.51 (38.4)	1.75 (44.5)	0.94 (23.9)
1 1/2	-PP-RT24	1.72 (43.7)	2.00 (50.8)	1.03 (26.2)
2	-PP-RT32	2.00 (50.8)	2.75 (69.9)	1.03 (26.2)



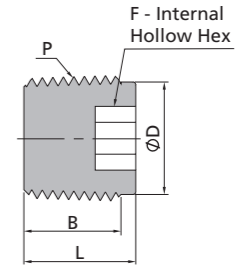
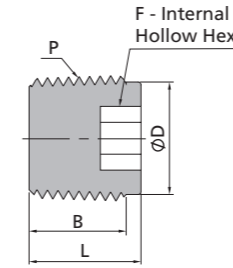
Male SAE/MS Straight Threads

P-SAE/MS Thread Size	Basic Ordering Number	Dimension, in. (mm)		
		L	F	B
7/16-20	-PP-ST7	0.76 (19.3)	0.56 (14.3)	0.36 (9.1)
9/16-18	-PP-ST9	0.82 (20.8)	0.69 (17.5)	0.39 (9.9)
3/4-16	-PP-ST12	0.89 (22.6)	0.87 (22.2)	0.44 (11.2)
1 1/16-12	-PP-ST17	1.12 (28.4)	1.25 (31.8)	0.59 (15.0)
1 5/16-12	-PP-ST21	1.18 (30.0)	1.50 (38.1)	0.59 (15.0)

Male Metric Threads

P-Metric Size	Basic Ordering Number	Dimension, mm (in.)		
		L	F	B
M14 x 1.5	-PP-MS14	18.0 (0.71)	16.0 (0.63)	13.0 (0.51)
M16 x 1.5	-PP-MS16	20.0 (0.79)	18.0 (0.71)	14.0 (0.55)
M18 x 1.5	-PP-MS18	22.0 (0.87)	19.0 (0.75)	15.0 (0.59)
M20 x 1.5	-PP-MS20	24.0 (0.94)	22.0 (0.87)	16.0 (0.63)
M22 x 1.5	-PP-MS22	26.0 (1.02)	24.0 (0.94)	17.0 (0.67)
M24 x 1.5	-PP-MS24	26.0 (1.02)	27.0 (1.06)	17.0 (0.67)
M27 x 2	-PP-MS27	27.0 (1.06)	30.0 (1.18)	18.0 (0.71)
M30 x 2	-PP-MS30	32.0 (1.26)	32.0 (1.26)	20.0 (0.79)

Hollow Hex Plugs

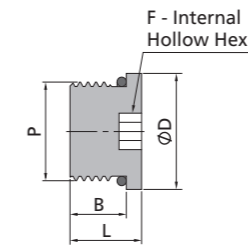


Male NPT Threads

P-NPT Size	Basic Ordering Number	Dimension, in. (mm)			
		L	F	B	D
1/16	-PI-NS1	0.30 (7.6)	0.16 (4.0)	0.29 (7.4)	0.29 (7.4)
1/8	-PI-NS2	0.41 (10.4)	0.19 (4.8)	0.29 (7.4)	0.37 (9.4)
1/4	-PI-NS4	0.61 (15.5)	0.25 (6.4)	0.49 (12.4)	0.48 (12.1)
3/8	-PI-NS6	0.59 (15.0)	0.31 (7.9)	0.47 (11.9)	0.62 (15.7)
1/2	-PI-NS8	0.76 (19.3)	0.37 (9.5)	0.64 (16.2)	0.76 (19.3)
3/4	-PI-NS12	0.78 (19.8)	0.56 (14.3)	0.66 (16.7)	1.01 (25.7)
1	-PI-NS16	0.82 (20.8)	0.63 (15.9)	0.70 (17.7)	1.25 (31.8)

Male ISO Tapered Threads

P-RT Size	Basic Ordering Number	Dimension, in. (mm)			
		L	F	B	D
1/16	-PI-RT1	0.30 (7.6)	0.16 (4.0)	0.29 (7.4)	0.29 (7.4)
1/8	-PI-RT2	0.41 (10.4)	0.19 (4.8)	0.29 (7.4)	0.37 (9.4)
1/4	-PI-RT4	0.61 (15.5)	0.25 (6.4)	0.49 (12.4)	0.48 (12.1)
3/8	-PI-RT6	0.61 (15.5)	0.31 (7.9)	0.49 (12.4)	0.62 (15.7)
1/2	-PI-RT8	0.76 (19.3)	0.37 (9.5)	0.64 (16.2)	0.76 (19.3)
3/4	-PI-RT12	0.78 (19.8)	0.56 (14.3)	0.66 (16.7)	1.01 (25.7)
1	-PI-RT16	0.82 (20.8)	0.63 (15.9)	0.70 (17.7)	1.25 (31.8)

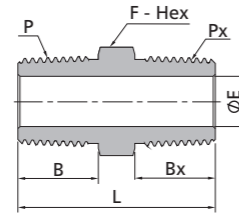


Male SAE/MS Straight Threads

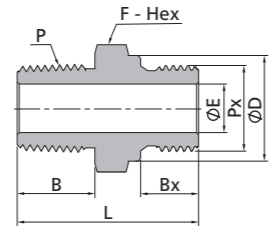
P-SAE/MS Thread Size	Basic Ordering Number	Dimension, in. (mm)			
		L	F	B	D
7/16-20	-PI-ST7	0.45 (11.4)	0.19 (4.8)	0.36 (9.1)	0.56 (14.2)
9/16-18	-PI-ST9	0.48 (12.2)	0.25 (6.4)	0.39 (9.9)	0.69 (17.5)
3/4-16	-PI-ST12	0.56 (14.2)	0.31 (7.9)	0.44 (11.2)	0.88 (22.4)
1 1/16-12	-PI-ST17	0.75 (19.1)	0.56 (14.3)	0.59 (15.0)	1.25 (31.8)
1 5/16-12	-PI-ST21	0.75 (19.1)	0.63 (15.9)	0.59 (15.0)	1.50 (38.1)

Dimensions are for reference only, subject to change.

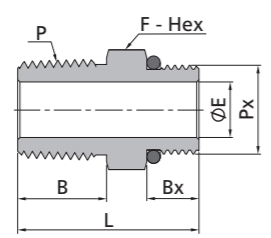
Hex Nipples



Male NPT Threads			Male ISO Tapered Threads						
P-NPT Size	Px-RT Size	Basic Ordering Number	Dimension, in. (mm)					Working Pressure psig (bar)	
			L	F	B	Bx	E	316 SS, Steel	Brass
1/8	1/8	-PHN-NS2-RT2	1.01 (25.6)	0.44 (11.1)	0.38 (9.7)	0.38 (9.7)	0.19 (4.8)	10000 (689)	5000 (344)
1/4	1/4	-PHN-NS4-RT4	1.40 (35.6)	0.56 (14.3)	0.56 (14.2)	0.56 (14.2)	0.28 (7.1)	8000 (551)	4000 (275)
3/8	3/8	-PHN-NS6-RT6	1.43 (36.3)	0.69 (17.5)	0.56 (14.2)	0.56 (14.2)	0.38 (9.7)	7800 (537)	3900 (268)
1/2	1/2	-PHN-NS8-RT8	1.84 (46.7)	0.87 (22.2)	0.75 (19.1)	0.75 (19.1)	0.47 (11.9)	7700 (530)	3800 (261)
3/4	3/4	-PHN-NS12-RT12	1.84 (46.7)	1.06 (27.0)	0.75 (19.1)	0.75 (19.1)	0.62 (15.7)	7300 (502)	3600 (248)
1	1	-PHN-NS16-RT16	2.32 (58.9)	1.37 (34.9)	0.94 (23.9)	0.94 (23.9)	0.88 (22.4)	5300 (365)	2600 (179)

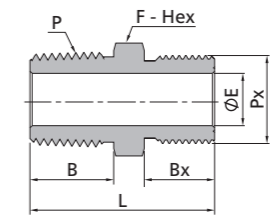


Male NPT Threads			Male ISO parallel Threads							
P-NPT Size	Px-RS Size	Basic Ordering Number	Dimension, in. (mm)					Working Pressure psig (bar)		
			L	F	B	Bx	E	D	316 SS, Steel	Brass
1/8	1/8	-PHN-NS2-RS2	1.09 (27.7)	0.56 (14.3)	0.38 (9.7)	0.28 (7.1)	0.16 (4.1)	0.54 (13.7)	11400 (785)	5700 (392)
1/4	1/4	-PHN-NS4-RS4	1.45 (36.8)	0.75 (19.1)	0.56 (14.2)	0.44 (11.2)	0.23 (5.8)	0.71 (18.0)	10300 (709)	5100 (351)
3/8	3/8	-PHN-NS6-RS6	1.48 (37.6)	0.87 (22.2)	0.56 (14.2)	0.44 (11.2)	0.31 (7.9)	0.85 (21.6)	10300 (709)	5100 (351)
1/2	1/2	-PHN-NS8-RS8	1.75 (44.4)	1.06 (27.0)	0.75 (19.1)	0.56 (14.2)	0.47 (11.9)	1.02 (25.9)	7600 (523)	3800 (261)
3/4	3/4	-PHN-NS12-RS12	1.93 (49.0)	1.31 (33.3)	0.75 (19.1)	0.62 (15.7)	0.62 (15.7)	1.26 (32.0)	7300 (502)	3600 (248)
1	1	-PHN-NS16-RS16	2.23 (56.6)	1.63 (41.3)	0.94 (23.9)	0.72 (18.3)	0.78 (19.8)	1.53 (38.9)	7400 (509)	3700 (254)



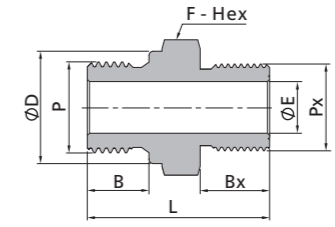
Male NPT Threads			Male SAE/MS Straight Threads					
P-NPT Size	Px-SAE/MS Thread Size	Basic Ordering Number	Dimension, in. (mm)					Working Pressure psig (bar)
			L	F	B	Bx	E	316 SS, Steel
1/4	7/16-20	-PHN-NS4-ST7	1.20 (30.5)	0.56 (14.3)	0.56 (14.2)	0.36 (9.1)	0.20 (5.1)	4500 (310)
3/8	9/16-18	-PHN-NS6-ST9	1.26 (32.0)	0.69 (17.5)	0.56 (14.2)	0.36 (9.1)	0.28 (7.1)	4500 (310)
1/2	3/4-16	-PHN-NS8-ST12	1.53 (38.9)	0.87 (22.2)	0.75 (19.1)	0.44 (11.2)	0.42 (10.7)	4500 (310)
3/4	1 1/16-12	-PHN-NS12-ST17	1.75 (44.4)	1.25 (31.8)	0.75 (19.1)	0.59 (15.0)	0.62 (15.7)	3600 (248)
1	1 5/16-12	-PHN-NS16-ST21	2.00 (50.8)	1.50 (38.1)	0.94 (23.9)	0.59 (15.0)	0.88 (22.4)	2900 (199)

Hex Nipples



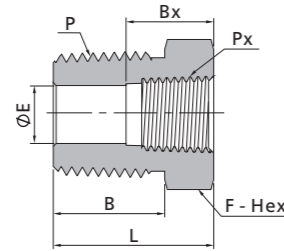
Male NPT Threads			Male Metric Threads						
P-NPT Size	Px-Metric Size	Basic Ordering Number	Dimension, mm (in.)					Working Pressure psig (bar)	
			L	F	B	Bx	E	316 SS, Steel	
1/8	M20 x 1.5	-PHN-NS2-MS20	32.7 (1.29)	22.2 (0.87)	9.7 (0.38)	16.0 (0.63)	5.0 (0.20)	7700 (530)	
1/4	M8 x 1	-PHN-NS4-MS8	29.0 (1.14)	14.3 (0.56)	14.2 (0.56)	9.0 (0.35)	3.2 (0.13)	8000 (551)	
1/4	M14 x 1.5	-PHN-NS4-MS14	34.2 (1.35)	15.9 (0.63)	14.2 (0.56)	13.0 (0.51)	7.0 (0.28)	8000 (551)	
1/4	M16 x 1.5	-PHN-NS4-MS16	35.2 (1.39)	17.5 (0.69)	14.2 (0.56)	14.0 (0.55)	7.1 (0.28)	7800 (537)	
1/4	M20 x 1.5	-PHN-NS4-MS20	37.2 (1.46)	22.2 (0.87)	14.2 (0.56)	16.0 (0.63)	7.1 (0.28)	7700 (530)	
3/8	M14 x 1.5	-PHN-NS6-MS14	34.2 (1.35)	17.5 (0.69)	14.2 (0.56)	13.0 (0.51)	7.0 (0.28)	7800 (537)	
3/8	M20 x 1.5	-PHN-NS6-MS20	37.2 (1.46)	22.2 (0.87)	14.2 (0.56)	16.0 (0.63)	9.5 (0.37)	7700 (530)	
3/8	M24 x 1.5	-PHN-NS6-MS24	38.2 (1.50)	25.4 (1.00)	14.2 (0.56)	17.0 (0.67)	9.5 (0.37)	7400 (509)	
1/2	M14 x 1.5	-PHN-NS8-MS14	39.1 (1.54)	22.2 (0.87)	19.1 (0.75)	13.0 (0.51)	7.2 (0.28)	7700 (530)	
1/2	M20 x 1.5	-PHN-NS8-MS20	42.0 (1.65)	22.2 (0.87)	19.1 (0.75)	16.0 (0.63)	10.0 (0.39)	7700 (530)	
1/2	M24 x 1.5	-PHN-NS8-MS24	43.5 (1.71)	25.4 (1.00)	19.1 (0.75)	17.0 (0.67)	11.9 (0.47)	7400 (509)	
3/4	M20 x 1.5	-PHN-NS12-MS20	42.1 (1.66)	27.0 (1.06)	19.1 (0.75)	16.0 (0.63)	10.8 (0.43)	7300 (502)	
3/4	M27 x 2	-PHN-NS12-MS27	46.7 (1.84)	31.8 (1.25)	19.1 (0.75)	18.0 (0.71)	15.8 (0.62)	6100 (420)	
1	M30 x 2	-PHN-NS16-MS30	56.3 (2.22)	34.9 (1.37)	23.9 (0.94)	20.0 (0.79)	19.4 (0.76)	6100 (420)	

Male ISO Tapered Threads			Male Metric Threads						
P-RT Size	Px-Metric Size	Basic Ordering Number	Dimension, mm (in.)					Working Pressure psig (bar)	
			L	F	B	Bx	E	316 SS, Steel	
1/8	M20 x 1.5	-PHN-RT2-MS20	32.7 (1.29)	22.2 (0.87)	9.7 (0.38)	16.0 (0.63)	5.0 (0.20)	7700 (530)	
1/4	M12 x 1.5	-PHN-RT4-MS12	33.4 (1.31)	14.3 (0.56)	14.2 (0.56)	12.0 (0.47)	6.0 (0.24)	8000 (551)	
1/4	M20 x 1.5	-PHN-RT4-MS20	37.2 (1.46)	22.2 (0.87)	14.2 (0.56)	16.0 (0.63)	7.0 (0.28)	7700 (530)	
3/8	M20 x 1.5	-PHN-RT6-MS20	37.2 (1.46)	22.2 (0.87)	14.2 (0.56)	16.0 (0.63)	9.5 (0.37)	7700 (530)	
1/2	M20 x 1.5	-PHN-RT8-MS20	42.0 (1.65)	22.2 (0.87)	19.1 (0.75)	16.0 (0.63)	10.0 (0.39)	7700 (530)	

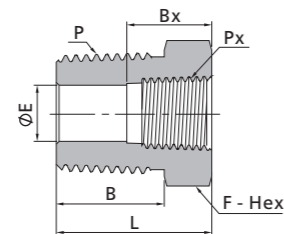


Male ISO Parallel Threads			Male Metric Threads						
P-RS Size	Px-Metric Size	Basic Ordering Number	Dimension, mm (in.)					Working Pressure psig (bar)	
			L	F	B	Bx	E	D	316 SS, Steel
1/8	M20 x 1.5	-PHN-RS2-MS20	32.6 (1.28)	22.2 (0.87)	7.1 (0.28)	16.0 (0.63)	4.0 (0.16)	13.7 (0.54)	7700 (530)
1/4	M18 x 1.5	-PHN-RS4-MS18	34.2 (1.35)	20.6 (0.81)	11.2 (0.44)	15.0 (0.59)	5.9 (0.23)	18.0 (0.71)	7800 (537)
1/4	M20 x 1.5	-PHN-RS4-MS20	37.2 (1.46)	22.2 (0.87)	11.2 (0.44)	16.0 (0.63)	5.9 (0.23)	18.0 (0.71)	7700 (530)
3/8	M20 x 1.5	-PHN-RS6-MS20	37.2 (1.46)	22.2 (0.87)	11.2 (0.44)	16.0 (0.63)	7.9 (0.31)	21.6 (0.85)	7700 (530)
1/2	M20 x 1.5	-PHN-RS8-MS20	40.2 (1.58)	27.0 (1.06)	14.0 (0.55)	16.0 (0.63)	11.9 (0.47)	25.9 (1.02)	7700 (530)

Reducing Bushings

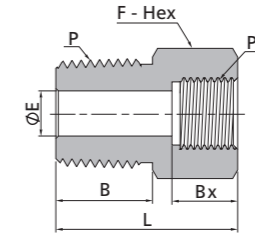


Male NPT Threads			Female ISO Tapered Pipe Threads						
P-NPT Size	Px-RT Size	Basic Ordering Number	Dimension, in. (mm)					Working Pressure psig (bar)	
			L	F	B	Bx	E	316 SS, Steel	Brass
1/8	1/16	-PRB-NS2-RT1	1.03 (26.2)	0.44 (11.1)	0.38 (9.7)	0.39 (9.9)	0.19 (4.8)	6500 (447)	3200 (220)
1/4	1/16	-PRB-NS4-RT1	0.86 (21.8)	0.56 (14.3)	0.56 (14.2)	0.39 (9.9)	0.19 (4.8)	8000 (551)	4000 (275)
1/4	1/8	-PRB-NS4-RT2	1.06 (26.9)	0.56 (14.3)	0.56 (14.2)	0.41 (10.4)	0.28 (7.1)	6500 (447)	3300 (227)
3/8	1/16	-PRB-NS6-RT1	0.86 (21.8)	0.69 (17.5)	0.56 (14.2)	0.39 (9.9)	0.19 (4.8)	13300 (917)	6600 (454)
3/8	1/8	-PRB-NS6-RT2	0.86 (21.8)	0.69 (17.5)	0.56 (14.2)	0.41 (10.4)	0.28 (7.1)	9200 (633)	4700 (323)
3/8	1/4	-PRB-NS6-RT4	1.19 (30.2)	0.75 (19.1)	0.56 (14.2)	0.59 (15.0)	0.38 (9.7)	6600 (454)	3300 (227)
1/2	1/8	-PRB-NS8-RT2	1.08 (27.4)	0.87 (22.2)	0.75 (19.1)	0.41 (10.4)	0.28 (7.1)	12200 (840)	6200 (427)
1/2	1/4	-PRB-NS8-RT4	1.08 (27.4)	0.87 (22.2)	0.75 (19.1)	0.59 (15.0)	0.41 (10.4)	8300 (571)	4400 (303)
1/2	3/8	-PRB-NS8-RT6	1.41 (35.8)	0.87 (22.2)	0.75 (19.1)	0.59 (15.0)	0.47 (11.9)	5300 (365)	2600 (179)
3/4	1/8	-PRB-NS12-RT2	1.08 (27.4)	1.06 (27.0)	0.75 (19.1)	0.41 (10.4)	0.28 (7.1)	20000 (1378)	10000 (689)
3/4	1/4	-PRB-NS12-RT4	1.08 (27.4)	1.06 (27.0)	0.75 (19.1)	0.59 (15.0)	0.41 (10.4)	12000 (826)	6000 (410)
3/4	3/8	-PRB-NS12-RT6	1.08 (27.4)	1.06 (27.0)	0.75 (19.1)	0.59 (15.0)	0.50 (12.7)	8200 (564)	4300 (296)
3/4	1/2	-PRB-NS12-RT8	1.63 (41.4)	1.06 (27.0)	0.75 (19.1)	0.78 (19.8)	0.62 (15.7)	4900 (337)	2400 (165)
1	1/8	-PRB-NS16-RT2	1.36 (34.5)	1.37 (34.9)	0.94 (23.9)	0.41 (10.4)	0.28 (7.1)	20000 (1378)	10000 (689)
1	1/4	-PRB-NS16-RT4	1.37 (34.8)	1.37 (34.9)	0.94 (23.9)	0.59 (15.0)	0.41 (10.4)	14500 (999)	7400 (509)
1	3/8	-PRB-NS16-RT6	1.37 (34.8)	1.37 (34.9)	0.94 (23.9)	0.59 (15.0)	0.50 (12.7)	11600 (799)	5900 (406)
1	1/2	-PRB-NS16-RT8	1.37 (34.8)	1.37 (34.9)	0.94 (23.9)	0.78 (19.8)	0.62 (15.7)	8600 (592)	4300 (296)
1	3/4	-PRB-NS16-RT12	1.85 (47.0)	1.37 (34.9)	0.94 (23.9)	0.81 (20.6)	0.88 (22.4)	5300 (365)	2600 (179)
1 1/4	3/4	-PRB-NS20-RT12	1.47 (37.3)	1.75 (44.5)	0.94 (23.9)	0.81 (20.6)	0.88 (22.4)	7800 (537)	3900 (268)
1 1/4	1	-PRB-NS20-RT16	1.47 (37.3)	1.75 (44.5)	0.94 (23.9)	1.00 (25.4)	0.88 (22.4)	3500 (241)	1750 (120)
1 1/2	1	-PRB-NS24-RT16	1.58 (40.1)	2.00 (50.8)	1.03 (26.2)	1.00 (25.4)	0.88 (22.4)	6600 (454)	3300 (227)
1 1/2	1 1/4	-PRB-NS24-RT20	2.20 (56.0)	2.13 (54.0)	1.03 (26.2)	1.00 (25.4)	1.34 (34.0)	5000 (344)	2500 (172)

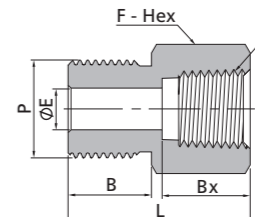


Male ISO Tapered Threads			Female ISO Tapered Threads						
P-RT Size	Px-RT Size	Basic Ordering Number	Dimension, in. (mm)					Working Pressure psig (bar)	
			L	F	B	Bx	E	316 SS, Steel	Brass
1/4	1/8	-PRB-RT4-RT2	1.06 (26.9)	0.56 (14.3)	0.56 (14.2)	0.41 (10.4)	0.28 (7.1)	6500 (447)	3200 (220)
3/8	1/4	-PRB-RT6-RT4	1.19 (30.2)	0.75 (19.1)	0.56 (14.2)	0.59 (15.0)	0.38 (9.6)	6600 (454)	3300 (227)
1/2	1/4	-PRB-RT8-RT4	1.08 (27.4)	0.87 (22.2)	0.75 (19.1)	0.59 (15.0)	0.44 (11.2)	8300 (571)	4400 (303)
1/2	3/8	-PRB-RT8-RT6	1.41 (35.8)	0.87 (22.2)	0.75 (19.1)	0.59 (15.0)	0.47 (11.9)	5300 (365)	2600 (179)

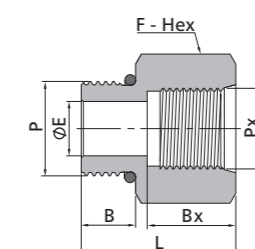
Reducing Bushings



Male NPT Threads			Female ISO Parallel Threads					
P-NPT Size	Px-RG Size	Basic Ordering Number	Dimension, in. (mm)					Working Pressure psig (bar) 316 SS, Steel
			L	F	B	Bx	E	
3/8	1/4	-PRB-NS6-RG4	1.19 (30.2)	0.75 (19.1)	0.56 (14.2)	0.51 (12.9)	0.22 (5.6)	5700 (392)
1/2	3/8	-PRB-NS8-RG6	1.41 (35.8)	0.87 (22.2)	0.75 (19.1)	0.56 (14.2)	0.26 (6.6)	5700 (392)
3/4	1/2	-PRB-NS12-RG8	1.63 (41.4)	1.06 (27.0)	0.75 (19.1)	0.74 (18.8)	0.28 (7.1)	3900 (268)

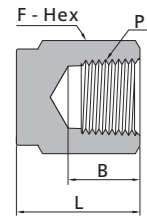


Male ISO Parallel Threads			Female NPT Threads						
P-BP Size	Px-NPT Size	Basic Ordering Number	Dimension, in. (mm)					Working Pressure psig (bar)	
			L	F	B	Bx	E	316 SS, Steel	Brass
1/4	1/8	-PRB-BP4-NS2	1.06 (26.9)	0.56 (14.3)	0.51 (12.9)	0.41 (10.4)	0.18 (4.5)	6500 (447)	3200 (220)
3/8	1/4	-PRB-BP6-NS4	1.22 (31.0)	0.75 (19.1)	0.56 (14.2)	0.59 (15.0)	0.28 (7.1)	6600 (454)	3300 (227)
1/2	3/8	-PRB-BP8-NS6	1.41 (35.8)	0.87 (22.2)	0.74 (18.8)	0.59 (15.0)	0.26 (6.6)	5300 (365)	2600 (179)



Male SAE/MS Straight Threads			Female SAE/MS Straight Threads					
P-SAE/MS Thread Size	Px-SAE/MS Thread Size	Basic Ordering Number	Dimension, in. (mm)					Working Pressure psig (bar) 316 SS, Steel
			L	F	B	Bx	E	
9/16-18	7/16-20	-PRB-ST9-US7	1.12 (28.4)	0.81 (20.6)	0.39 (9.9)	0.55 (14.0)	0.28 (7.1)	4500 (310)
3/4-16	7/16-20	-PRB-ST12-US7	0.98 (24.9)	0.87 (22.2)	0.44 (11.2)	0.55 (14.0)	0.39 (9.9)	4500 (310)
3/4-16	9/16-18	-PRB-ST12-US9	1.19 (30.2)	1.00 (25.4)	0.44 (11.2)	0.63 (16.0)	0.42 (10.7)	4500 (310)
7/8-14	9/16-18	-PRB-ST14-US9	1.10 (27.9)	1.00 (25.4)	0.50 (12.7)	0.63 (16.0)	0.50 (12.7)	3600 (248)
7/8-14	3/4-16	-PRB-ST14-US12	1.42 (36.1)	1.19 (30.2)	0.50 (12.7)	0.71 (18.0)	0.50 (12.7)	3600 (248)
1 1/16-12	3/4-16	-PRB-ST17-US12	1.27 (32.3)	1.25 (31.8)	0.59 (15.0)	0.71 (18.0)	0.65 (16.5)	3600 (248)
1 5/16-12	1 1/16-12	-PRB-ST21-US17	1.61 (40.9)	1.63 (41.3)	0.59 (15.0)	0.94 (24.0)	0.87 (22.1)	2900 (199)
1 5/8-12	1 5/16-12	-PRB-ST26-US21	1.98 (50.3)	2.13 (54.0)	0.59 (15.0)	0.94 (24.0)	1.09 (27.7)	2300 (158)
1 7/8-12	1 5/16-12	-PRB-ST30-US21	1.98 (50.3)	2.13 (54.0)	0.59 (15.0)	0.94 (24.0)	1.23 (31.2)	2300 (158)

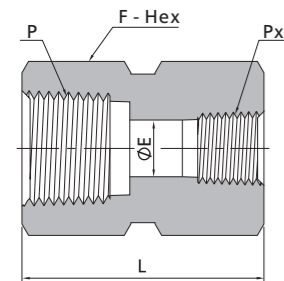
Pipe Caps



Female NPT Threads						
P-NPT Size	Basic Ordering Number	Dimension, in. (mm)			Working Pressure psig (bar)	
		L	F	B	316 SS, Steel	Brass
1/16	-PC-NS1	0.50 (12.7)	0.44 (11.1)	0.39 (9.9)	6700 (460)	3300 (227)
1/8	-PC-NS2	0.75 (19.1)	0.56 (14.3)	0.41 (10.4)	6500 (447)	3200 (220)
1/4	-PC-NS4	0.91 (23.1)	0.75 (19.1)	0.59 (15.0)	6600 (454)	3300 (277)
3/8	-PC-NS6	1.03 (26.2)	0.87 (22.2)	0.59 (15.0)	5300 (365)	2600 (179)
1/2	-PC-NS8	1.34 (34.0)	1.06 (27.0)	0.78 (19.8)	4900 (337)	2400 (165)
3/4	-PC-NS12	1.44 (36.6)	1.31 (33.3)	0.81 (20.6)	4600 (316)	2300 (158)
1	-PC-NS16	1.62 (41.1)	1.63 (41.3)	1.00 (25.4)	4400 (303)	2200 (151)
Heavy-Wall Female NPT Threads						
1/4	-PC-NS4-10K	1.11 (28.2)	1.00 (25.4)	0.59 (15.0)	10000 (689)	/
1/2	-PC-NS8-10K	1.58 (40.1)	1.50 (38.1)	0.78 (19.8)	10000 (689)	/

Female ISO Tapered Threads						
P-NPT Size	Basic Ordering Number	Dimension, in. (mm)			Working Pressure psig (bar)	
		L	F	B	316 SS, Steel	Brass
1/16	-PC-RT1	0.50 (12.7)	0.44 (11.1)	0.39 (9.9)	6700 (460)	3300 (227)
1/8	-PC-RT2	0.75 (19.1)	0.56 (14.3)	0.41 (10.4)	6500 (447)	3200 (220)
1/4	-PC-RT4	0.91 (23.1)	0.75 (19.1)	0.59 (15.0)	6600 (454)	3300 (277)
3/8	-PC-RT6	1.03 (26.2)	0.87 (22.2)	0.59 (15.0)	5300 (365)	2600 (179)
1/2	-PC-RT8	1.34 (34.0)	1.06 (27.0)	0.78 (19.8)	4900 (337)	2400 (165)
3/4	-PC-RT12	1.44 (36.6)	1.31 (33.3)	0.81 (20.6)	4600 (316)	2300 (158)
1	-PC-RT16	1.62 (41.1)	1.63 (41.3)	1.00 (25.4)	4400 (303)	2200 (151)

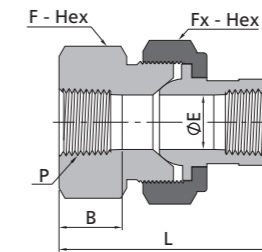
Hex Couplings



Female NPT Threads							
P-NPT Size	Px-NPT Size	Basic Ordering Number	Dimension, in. (mm)			Working Pressure psig (bar)	
			L	F	E	316 SS, Steel	Brass
1/16	1/16	-PCG-NS1	0.78 (19.8)	0.44 (11.1)	0.19 (4.8)	6700 (460)	3300 (227)
1/8	1/8	-PCG-NS2	0.81 (20.6)	0.56 (14.3)	0.34 (8.6)	6500 (447)	3200 (220)
1/4	1/8	-PCG-NS4-NS2	1.22 (31.0)	0.75 (19.1)	0.34 (8.6)	6600 (454)	3300 (227)
1/4	1/4	-PCG-NS4	1.19 (30.2)	0.75 (19.1)	0.45 (11.4)	6600 (454)	3300 (227)
3/8	1/4	-PCG-NS6-NS4	1.38 (35.1)	0.87 (22.2)	0.45 (11.4)	5300 (365)	2600 (179)
3/8	3/8	-PCG-NS6	1.31 (33.3)	0.87 (22.2)	0.59 (15.0)	5300 (365)	2600 (179)
1/2	1/8	-PCG-NS8-NS2	1.56 (39.6)	1.06 (27.0)	0.34 (8.6)	4900 (337)	2400 (165)
1/2	1/4	-PCG-NS8-NS4	1.75 (44.4)	1.06 (27.0)	0.45 (11.4)	4900 (337)	2400 (165)
1/2	3/8	-PCG-NS8-NS6	1.78 (45.2)	1.06 (27.0)	0.59 (15.0)	4900 (337)	2400 (165)
1/2	1/2	-PCG-NS8	1.56 (39.6)	1.06 (27.0)	0.73 (18.5)	4900 (337)	2400 (165)
3/4	1/4	-PCG-NS12-NS4	1.81 (46.0)	1.31 (33.3)	0.45 (11.4)	4600 (316)	2300 (158)
3/4	1/2	-PCG-NS12-NS8	2.06 (52.3)	1.31 (33.3)	0.73 (18.5)	4600 (316)	2300 (158)
3/4	3/4	-PCG-NS12	1.62 (41.1)	1.31 (33.3)	0.94 (23.9)	4600 (316)	2300 (158)
1	1/2	-PCG-NS16-NS8	2.19 (55.6)	1.63 (41.3)	0.73 (18.5)	4400 (303)	2200 (151)
1	3/4	-PCG-NS16-NS12	2.25 (57.2)	1.63 (41.3)	0.94 (23.9)	4400 (303)	2200 (151)
1	1	-PCG-NS16	2.00 (50.8)	1.63 (41.3)	1.17 (29.7)	4400 (303)	2200 (151)
Heavy-Wall Female NPT Threads							
1/4	1/4	-PCG-NS4-10K	1.19 (30.2)	1.00 (25.4)	0.45 (11.4)	10000 (689)	/
1/2	1/2	-PCG-NS8-10K	1.56 (39.6)	1.50 (38.1)	0.73 (18.5)	10000 (689)	/
1/2	1/4	-PCG-NS8-NS4-10K	1.75 (44.4)	1.50 (38.1)	0.45 (11.4)	10000 (689)	/

Female ISO Tapered Threads							
P-RT Size	Px-RT Size	Basic Ordering Number	Dimension, in. (mm)			Working Pressure psig (bar)	
			L	F	E	316 SS, Steel	Brass
1/8	1/8	-PCG-RT2	0.81 (20.6)	0.56 (14.3)	0.33 (8.4)	6500 (447)	3200 (220)
1/4	1/4	-PCG-RT4	1.19 (30.2)	0.75 (19.1)	0.44 (11.2)	6600 (454)	3300 (227)
3/8	1/4	-PCG-RT6-RT4	1.38 (35.1)	0.87 (22.2)	0.44 (11.2)	5300 (365)	2600 (179)
3/8	3/8	-PCG-RT6	1.31 (33.3)	0.87 (22.2)	0.58 (14.7)	5300 (365)	2600 (179)
1/2	1/4	-PCG-RT8-RT4	1.75 (44.4)	1.06 (27.0)	0.44 (11.2)	4900 (337)	2400 (165)
1/2	3/8	-PCG-RT8-RT6	1.78 (45.2)	1.06 (27.0)	0.58 (14.7)	4900 (337)	2400 (165)
1/2	1/2	-PCG-RT8	1.56 (39.6)	1.06 (27.0)	0.72 (18.3)	4900 (337)	2400 (165)

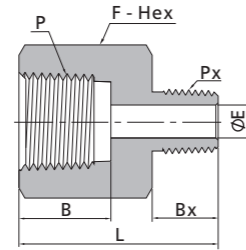
Union Ball Joints



Female NPT Threads							
P-NPT Size	Basic Ordering Number	Dimension, in. (mm)					Working Pressure psig (bar) 316 SS, Steel
		L	F	Fx	B	E	
1/8	-UBJ-NS2	1.81 (46.0)	0.94 (23.8)	1.13 (28.6)	0.41 (10.4)	0.27 (6.8)	8400 (578)
1/4	-UBJ-NS4	2.34 (59.4)	1.19 (30.2)	1.37 (34.9)	0.59 (15.0)	0.36 (9.1)	6600 (454)
3/8	-UBJ-NS6	2.50 (63.5)	1.31 (33.3)	1.50 (38.1)	0.59 (15.0)	0.52 (13.2)	5300 (365)
1/2	-UBJ-NS8	2.69 (68.3)	1.63 (41.3)	1.75 (44.5)	0.78 (19.8)	0.62 (15.7)	6000 (410)
3/4	-UBJ-NS12	3.12 (79.2)	1.87 (47.6)	2.13 (54.0)	0.81 (20.6)	0.88 (22.4)	4600 (316)
1	-UBJ-NS16	3.56 (90.4)	2.37 (60.3)	2.50 (63.5)	1.00 (25.4)	1.03 (26.2)	6800 (468)

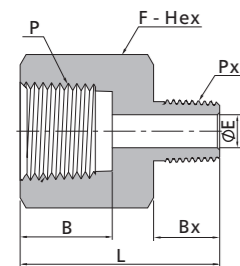
Female ISO Tapered Threads							
P-RT Size	Basic Ordering Number	Dimension, in. (mm)					Working Pressure psig (bar) 316 SS, Steel
		L	F	Fx	B	E	
1/8	-UBJ-RT2	1.81 (46.0)	0.94 (23.8)	1.13 (28.6)	0.41 (10.4)	0.27 (6.8)	8400 (578)
1/4	-UBJ-RT4	2.34 (59.4)	1.19 (30.2)	1.37 (34.9)	0.59 (15.0)	0.36 (9.1)	6600 (454)
3/8	-UBJ-RT6	2.50 (63.5)	1.31 (33.3)	1.50 (38.1)	0.59 (15.0)	0.52 (13.2)	5300 (365)
1/2	-UBJ-RT8	2.69 (68.3)	1.63 (41.3)	1.75 (44.5)	0.78 (19.8)	0.62 (15.7)	6000 (410)
3/4	-UBJ-RT12	3.12 (79.2)	1.87 (47.6)	2.13 (54.0)	0.81 (20.6)	0.88 (22.4)	4600 (316)
1	-UBJ-RT16	3.56 (90.4)	2.37 (60.3)	2.50 (63.5)	1.00 (25.4)	1.03 (26.2)	6800 (468)

Adapters



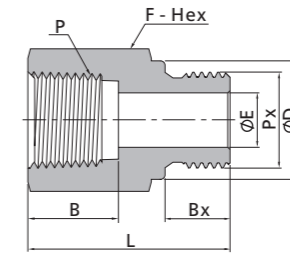
Female NPT Threads			Dimension, in. (mm)							Male NPT Threads	
P-NPT Size	Px-NPT Size	Basic Ordering Number	L	F	B	Bx	E	Working Pressure psig (bar)			
										316 SS, Steel	Brass
1/8	1/16	-PA-NS2-NS1	1.09 (27.7)	0.56 (14.3)	0.41 (10.4)	0.38 (9.7)	0.12 (3.0)	6500 (447)	3200 (220)		
1/8	1/8	-PA-NS2	1.10 (27.9)	0.56 (14.3)	0.41 (10.4)	0.38 (9.7)	0.19 (4.8)	6500 (447)	3200 (220)		
1/4	1/16	-PA-NS4-NS1	1.20 (30.5)	0.75 (19.1)	0.59 (15.0)	0.38 (9.7)	0.12 (3.0)	6600 (454)	3300 (227)		
1/4	1/8	-PA-NS4-NS2	1.26 (32.0)	0.75 (19.1)	0.59 (15.0)	0.38 (9.7)	0.19 (4.8)	6600 (454)	3300 (227)		
1/4	1/4	-PA-NS4	1.40 (35.6)	0.75 (19.1)	0.59 (15.0)	0.56 (14.2)	0.28 (7.1)	6600 (454)	3300 (227)		
3/8	1/16	-PA-NS6-NS1	1.25 (31.8)	0.87 (22.2)	0.59 (15.0)	0.38 (9.7)	0.12 (3.0)	5300 (365)	2600 (179)		
3/8	1/8	-PA-NS6-NS2	1.33 (33.8)	0.87 (22.2)	0.59 (15.0)	0.38 (9.7)	0.19 (4.8)	5300 (365)	2600 (179)		
3/8	1/4	-PA-NS6-NS4	1.50 (38.1)	0.87 (22.2)	0.59 (15.0)	0.56 (14.2)	0.28 (7.1)	5300 (365)	2600 (179)		
3/8	3/8	-PA-NS6	1.51 (38.4)	0.87 (22.2)	0.59 (15.0)	0.56 (14.2)	0.38 (9.6)	5300 (365)	2600 (179)		
1/2	1/8	-PA-NS8-NS2	1.58 (40.1)	1.06 (27.0)	0.78 (19.8)	0.38 (9.7)	0.19 (4.8)	4900 (337)	2400 (165)		
1/2	1/4	-PA-NS8-NS4	1.76 (44.7)	1.06 (27.0)	0.78 (19.8)	0.56 (14.2)	0.28 (7.1)	4900 (337)	2400 (165)		
1/2	3/8	-PA-NS8-NS6	1.75 (44.4)	1.06 (27.0)	0.78 (19.8)	0.56 (14.2)	0.38 (9.6)	4900 (337)	2400 (165)		
1/2	1/2	-PA-NS8	1.94 (49.3)	1.06 (27.0)	0.78 (19.8)	0.75 (19.1)	0.47 (11.9)	4900 (337)	2400 (165)		
3/4	1/8	-PA-NS12-NS2	1.56 (39.6)	1.31 (33.3)	0.81 (20.6)	0.38 (9.7)	0.19 (4.8)	4600 (316)	2300 (158)		
3/4	1/4	-PA-NS12-NS4	1.85 (47.0)	1.31 (33.3)	0.81 (20.6)	0.56 (14.2)	0.28 (7.1)	4600 (316)	2300 (158)		
3/4	3/8	-PA-NS12-NS6	1.82 (46.2)	1.31 (33.3)	0.81 (20.6)	0.56 (14.2)	0.38 (9.6)	4600 (316)	2300 (158)		
3/4	1/2	-PA-NS12-NS8	2.02 (51.3)	1.31 (33.3)	0.81 (20.6)	0.75 (19.1)	0.47 (11.9)	4600 (316)	2300 (158)		
3/4	3/4	-PA-NS12	2.02 (51.3)	1.31 (33.3)	0.81 (20.6)	0.75 (19.1)	0.62 (15.7)	4600 (316)	2300 (158)		
1	1/8	-PA-NS16-NS2	1.81 (46.0)	1.63 (41.3)	1.00 (25.4)	0.38 (9.7)	0.19 (4.8)	4400 (303)	2200 (151)		
1	1/4	-PA-NS16-NS4	1.96 (49.8)	1.63 (41.3)	1.00 (25.4)	0.56 (14.2)	0.28 (7.1)	4400 (303)	2200 (151)		
1	3/8	-PA-NS16-NS6	2.00 (50.8)	1.63 (41.3)	1.00 (25.4)	0.56 (14.2)	0.38 (9.6)	4400 (303)	2200 (151)		
1	1/2	-PA-NS16-NS8	2.16 (54.9)	1.63 (41.3)	1.00 (25.4)	0.75 (19.1)	0.47 (11.9)	4400 (303)	2200 (151)		
1	3/4	-PA-NS16-NS12	2.17 (55.1)	1.63 (41.3)	1.00 (25.4)	0.75 (19.1)	0.62 (15.7)	4400 (303)	2200 (151)		
1	1	-PA-NS16	2.28 (57.9)	1.63 (41.3)	1.00 (25.4)	0.94 (23.9)	0.88 (22.4)	4400 (303)	2200 (151)		
1 1/4	1	-PA-NS20-NS16	2.47 (62.7)	2.13 (54.0)	1.00 (25.4)	0.94 (23.9)	0.88 (22.4)	5000 (344)	2500 (172)		
Heavy-Wall Female to male NPT Threads											
1/4	1/4	-PA-NS4-10K	1.43 (36.3)	1.00 (25.4)	0.59 (15.0)	0.56 (14.2)	0.23 (5.8)	10000 (689)	/		
1/2	1/2	-PA-NS8-10K	2.02 (51.3)	1.50 (38.1)	0.78 (19.8)	0.75 (19.1)	0.39 (9.9)	10000 (689)	/		
1/2	1/4	-PA-NS8-NS4-10K	1.81 (46.0)	1.50 (38.1)	0.78 (19.8)	0.56 (14.2)	0.23 (5.8)	10000 (689)	/		

Adapters

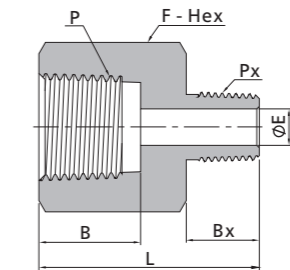


Female NPT Threads			Dimension, in. (mm)							Male ISO Tapered Threads	
P-NPT Size	Px-RT Size	Basic Ordering Number	L	F	B	Bx	E	Working Pressure psig (bar)			
										316 SS, Steel	Brass
1/8	1/8	-PA-NS2-RT2	1.09 (27.7)	0.56 (14.3)	0.41 (10.4)	0.38 (9.7)	0.19 (4.8)	6500 (447)	3200 (220)		
1/4	1/4	-PA-NS4-RT4	1.42 (36.1)	0.75 (19.1)	0.59 (15.0)	0.56 (14.2)	0.28 (7.1)	6600 (454)	3300 (227)		
3/8	3/8	-PA-NS6-RT6	1.50 (38.1)	0.87 (22.2)	0.59 (15.0)	0.56 (14.2)	0.38 (9.6)	5300 (365)	2600 (179)		
1/2	1/2	-PA-NS8-RT8	1.94 (49.3)	1.06 (27.0)	0.78 (19.8)	0.75 (19.1)	0.47 (11.9)	4900 (337)	2400 (165)		
3/4	3/4	-PA-NS12-RT12	2.02 (51.3)	1.31 (33.3)	0.81 (20.6)	0.75 (19.1)	0.62 (15.7)	4600 (316)	2300 (158)		
1	1	-PA-NS16-RT16	2.30 (58.4)	1.63 (41.3)	1.00 (25.4)	0.94 (23.9)	0.88 (22.4)	4400 (303)	2200 (151)		

Adapters

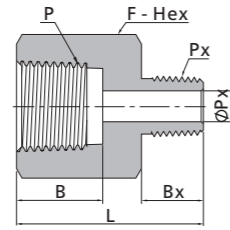


Female NPT Threads			Dimension, in. (mm)							Male ISO Parallel Threads	
P-NPT Size	Px-RS Size	Basic Ordering Number	L	F	B	Bx	D	E	Working Pressure psig (bar)		
										316 SS, Steel	Brass
1/8	1/8	-PA-NS2-RS2	0.99 (25.1)	0.56 (14.3)	0.39 (9.9)	0.28 (7.1)	0.54 (13.7)	0.16 (4.1)	6500 (447)	3200 (220)	
1/4	1/4	-PA-NS4-RS4	1.32 (33.5)	0.75 (19.1)	0.41 (10.4)	0.44 (11.2)	0.71 (18.0)	0.23 (5.8)	6600 (454)	3300 (227)	
3/8	3/8	-PA-NS6-RS6	1.41 (35.8)	0.87 (22.2)	0.59 (15.0)	0.44 (11.2)	0.85 (21.6)	0.31 (7.9)	5300 (365)	2600 (179)	
1/2	1/2	-PA-NS8-RS8	1.74 (44.2)	1.06 (27.0)	0.59 (15.0)	0.56 (14.2)	1.02 (25.9)	0.47 (11.9)	4900 (337)	2400 (165)	
3/4	3/4	-PA-NS12-RS12	1.89 (48.0)	1.31 (33.3)	0.81 (20.6)	0.62 (15.7)	1.26 (32.0)	0.62 (15.7)	4600 (316)	2300 (158)	
1	1	-PA-NS16-RS16	2.10 (53.3)	1.63 (41.3)	1.00 (25.4)	0.72 (18.3)	1.53 (38.9)	0.78 (19.8)	4400 (303)	2200 (151)	

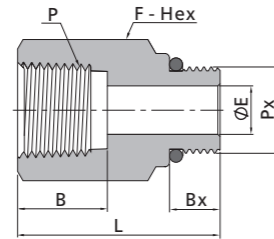


Female ISO Tapered Threads			Dimension, in. (mm)							Male ISO Tapered Threads	
P-RT Size	Px-RT Size	Basic Ordering Number	L	F	B	Bx	E	Working Pressure psig (bar)			
										316 SS, Steel	Brass
1/8	1/8	-PA-RT2	1.09 (27.7)	0.56 (14.3)	0.41 (10.4)	0.38 (9.7)	0.19 (4.8)	6500 (447)	3200 (220)		
1/4	1/8	-PA-RT4-RT2	1.26 (32.0)	0.75 (19.1)	0.59 (15.0)	0.38 (9.7)	0.19 (4.8)	6600 (454)	3300 (227)		
1/4	1/4	-PA-RT4	1.42 (36.1)	0.75 (19.1)	0.59 (15.0)	0.56 (14.2)	0.28 (7.1)	6600 (454)	3300 (227)		
3/8	1/4	-PA-RT6-RT4	1.50 (38.1)	0.87 (22.2)	0.59 (15.0)	0.56 (14.2)	0.28 (7.1)	5300 (365)	2600 (179)		
3/8	3/8	-PA-RT6	1.50 (38.1)	0.87 (22.2)	0.59 (15.0)	0.56 (14.2)	0.38 (9.7)	5300 (365)	2600 (179)		
1/2	1/4	-PA-RT8-RT4	1.76 (44.7)	1.06 (27.0)	0.78 (19.8)	0.56 (14.2)	0.28 (7.1)	4900 (337)	2400 (165)		
1/2	3/8	-PA-RT8-RT6	1.75 (44.4)	1.06 (27.0)	0.78 (19.8)	0.56 (14.2)	0.38 (9.7)	4900 (337)	2400 (165)		
1/2	1/2	-PA-RT8	1.95 (49.5)	1.06 (27.0)	0.78 (19.8)	0.75 (19.1)	0.47 (11.9)	4900 (337)	2400 (165)		
3/4	3/4	-PA-RT12	2.02 (51.3)	1.31 (33.3)	0.81 (20.6)	0.75 (19.1)	0.62 (15.7)	4600 (316)	2300 (158)		
1	1	-PA-RT16	2.30 (58.4)	1.63 (41.3)	1.00 (25.4)	0.94 (23.9)	0.88 (22.4)	4400 (303)	2200 (151)		

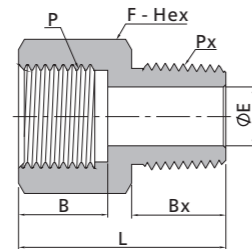
Adapters



Female ISO Tapered Threads			Male NPT Threads						
P-RT Size	Px-NPT Size	Basic Ordering Number	Dimension, in. (mm)					Working Pressure psig (bar)	
			L	F	B	Bx	E	316 SS, Steel	Brass
1/8	1/8	-PA-RT2-NS2	1.09 (27.7)	0.56 (14.3)	0.41 (10.4)	0.38 (9.7)	0.19 (4.8)	6500 (447)	3200 (220)
1/4	1/4	-PA-RT4-NS4	1.43 (36.3)	0.75 (19.1)	0.59 (15.0)	0.56 (14.2)	0.28 (7.1)	6600 (454)	3300 (227)
3/8	3/8	-PA-RT6-NS6	1.51 (38.4)	0.87 (22.2)	0.59 (15.0)	0.56 (14.2)	0.38 (9.6)	5300 (365)	2600 (179)
1/2	1/2	-PA-RT8-NS8	1.96 (49.8)	1.06 (27.0)	0.78 (19.8)	0.75 (19.1)	0.47 (11.9)	4900 (337)	2400 (165)
3/4	3/4	-PA-RT12-NS12	2.02 (51.3)	1.31 (33.3)	0.81 (20.6)	0.75 (19.1)	0.62 (15.7)	4600 (316)	2300 (158)
1	1	-PA-RT16-NS16	2.30 (58.4)	1.63 (41.3)	1.00 (25.4)	0.94 (23.9)	0.88 (22.4)	4400 (303)	2200 (151)

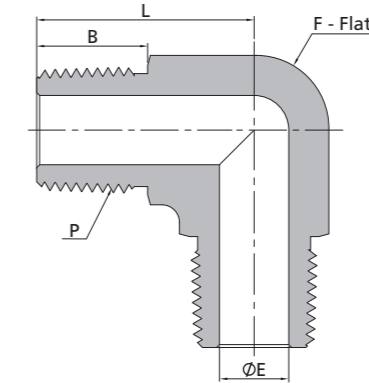


Female NPT Threads			Male SAE/MS Straight Threads					Working Pressure psig (bar) 316 SS, Steel
P-NPT Size	Px-SAE/MS Thread Size	Basic Ordering Number	L	F	B	Bx	E	
1/4	7/16-20	-PA-NS4-ST7	1.32 (33.5)	0.75 (19.1)	0.59 (15.0)	0.36 (9.1)	0.20 (5.1)	4500 (310)
3/8	9/16-18	-PA-NS6-ST9	1.39 (35.3)	0.94 (23.8)	0.59 (15.0)	0.39 (9.9)	0.28 (7.1)	4500 (310)
1/2	3/4-16	-PA-NS8-ST12	1.76 (44.7)	1.06 (27.0)	0.78 (19.8)	0.44 (11.2)	0.42 (10.7)	4500 (310)
3/4	1 1/16-12	-PA-NS12-ST17	1.99 (50.5)	1.37 (34.9)	0.81 (20.6)	0.59 (15.0)	0.66 (16.8)	3600 (248)
1	1 5/16-12	-PA-NS16-ST21	2.12 (53.8)	1.63 (41.3)	1.00 (25.4)	0.59 (15.0)	0.85 (21.5)	2900 (199)



Female ISO Parallel Threads			Male NPT Threads					Working Pressure psig (bar) 316 SS, Steel
P-RG Size	Px-NPT Size	Basic Ordering Number	L	F	B	Bx	E	
1/8	1/8	-PA-RG2-NS2	0.86 (21.8)	0.56 (14.3)	0.26 (6.5)	0.38 (9.7)	0.18 (4.5)	6100 (420)
1/4	1/4	-PA-RG4-NS4	1.19 (30.2)	0.75 (19.1)	0.51 (12.9)	0.56 (14.2)	0.22 (5.5)	5700 (392)
3/8	3/8	-PA-RG6-NS6	1.27 (32.2)	0.94 (23.8)	0.56 (14.2)	0.56 (14.2)	0.26 (6.5)	5700 (392)
1/2	1/2	-PA-RG8-NS8	1.68 (42.7)	1.06 (27.0)	0.74 (18.8)	0.75 (19.1)	0.28 (7.0)	3900 (268)

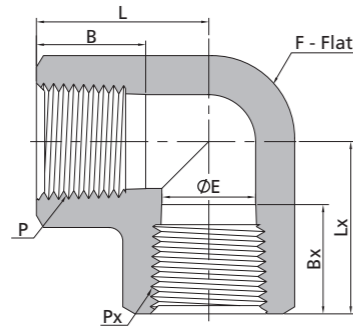
Male Elbows



Male NPT Threads		Dimension, in. (mm)				Working Pressure psig (bar)	
P-NPT Size	Basic Ordering Number	L	F	B	E	316 SS, Steel	Brass
		1/16	-PME-NS1	0.72 (18.3)	0.37 (9.5)		
1/8	-PME-NS2	0.88 (22.4)	0.44 (11.1)	0.38 (9.7)	0.19 (4.8)	10000 (689)	5000 (344)
1/4	-PME-NS4	1.05 (26.7)	0.50 (12.7)	0.56 (14.2)	0.28 (7.1)	8000 (551)	4000 (275)
3/8	-PME-NS6	1.17 (29.7)	0.69 (17.5)	0.56 (14.2)	0.38 (9.6)	7800 (537)	3900 (268)
1/2	-PME-NS8	1.45 (36.8)	0.81 (20.6)	0.75 (19.1)	0.47 (11.9)	7700 (530)	3800 (261)
3/4	-PME-NS12	1.59 (40.4)	1.06 (27.0)	0.75 (19.1)	0.62 (15.7)	7300 (502)	3600 (248)
1	-PME-NS16	1.97 (50.0)	1.37 (34.9)	0.94 (23.9)	0.88 (22.4)	5300 (365)	2600 (179)

Male ISO Tapered Pipe Threads		Dimension, in. (mm)				Working Pressure psig (bar)	
P-RT Size	Basic Ordering Number	L	F	B	E	316 SS, Steel	Brass
		1/16	-PME-RT1	0.72 (18.3)	0.37 (9.5)		
1/8	-PME-RT2	0.88 (22.4)	0.44 (11.1)	0.38 (9.7)	0.19 (4.8)	10000 (689)	5000 (344)
1/4	-PME-RT4	1.05 (26.7)	0.50 (12.7)	0.56 (14.2)	0.28 (7.1)	8000 (551)	4000 (275)
3/8	-PME-RT6	1.17 (29.7)	0.69 (17.5)	0.56 (14.2)	0.38 (9.6)	7800 (537)	3900 (268)
1/2	-PME-RT8	1.45 (36.8)	0.81 (20.6)	0.75 (19.1)	0.47 (11.9)	7700 (530)	3800 (261)
3/4	-PME-RT12	1.59 (40.4)	1.06 (27.0)	0.75 (19.1)	0.62 (15.7)	7300 (502)	3600 (248)
1	-PME-RT16	1.97 (50.0)	1.37 (34.9)	0.94 (23.9)	0.88 (22.4)	5300 (365)	2600 (179)

Female Elbows



Female NPT Threads										
P-NPT Size	Px-NPT Size	Basic Ordering Number	Dimension, in. (mm)						Working Pressure psig (bar)	
			L	F	B	E	Lx	Bx	316 SS, Steel	Brass
1/16	1/16	-PE-NS1	0.86 (21.8)	0.44 (11.1)	0.39 (9.9)	0.19 (4.8)	0.86 (21.8)	0.39 (9.9)	6700 (460)	3300 (227)
1/8	1/16	-PE-NS2-NS1	1.04 (26.4)	0.50 (12.7)	0.41 (10.4)	0.19 (4.8)	1.04 (26.4)	0.39 (9.9)	6200 (427)	3100 (213)
1/8	1/8	-PE-NS2	1.04 (26.4)	0.50 (12.7)	0.41 (10.4)	0.28 (7.1)	1.04 (26.4)	0.41 (10.4)	6200 (427)	3100 (213)
1/4	1/8	-PE-NS4-NS2	1.17 (29.7)	0.69 (17.5)	0.59 (15.0)	0.28 (7.1)	1.17 (29.7)	0.41 (10.4)	7200 (496)	3600 (248)
1/4	1/4	-PE-NS4	1.17 (29.7)	0.69 (17.5)	0.59 (15.0)	0.41 (10.4)	1.17 (29.7)	0.59 (15.0)	7200 (496)	3600 (248)
3/8	3/8	-PE-NS6	1.42 (36.1)	0.81 (20.6)	0.59 (15.0)	0.50 (12.7)	1.42 (36.1)	0.59 (15.0)	5600 (385)	2800 (192)
1/2	1/2	-PE-NS8	1.56 (39.6)	1.00 (25.4)	0.78 (19.8)	0.67 (17.1)	1.56 (39.6)	0.78 (19.8)	5600 (385)	2800 (192)
3/4	3/4	-PE-NS12	1.92 (48.8)	1.25 (31.8)	0.81 (20.6)	0.88 (22.4)	1.92 (48.8)	0.81 (20.6)	5100 (351)	2500 (172)
1	1	-PE-NS16	1.91 (48.5)	1.69 (42.9)	1.00 (25.4)	1.11 (28.1)	1.91 (48.5)	1.00 (25.4)	6400 (440)	3200 (220)
1 1/4	1 1/4	-PE-NS20	2.35 (59.8)	2.00 (50.8)	1.00 (25.4)	1.09 (27.7)	2.35 (59.8)	1.00 (25.4)	3100 (213)	1600 (110)
1 1/2	1 1/2	-PE-NS24	2.56 (65.0)	2.50 (63.5)	1.09 (27.7)	1.34 (34.0)	2.56 (65.0)	1.09 (27.7)	5100 (351)	2500 (172)

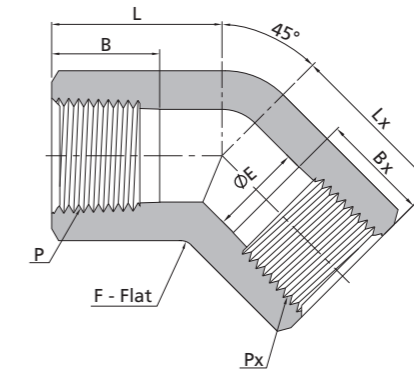
Heavy-Wall Female NPT Threads

1/4	1/4	-PE-NS4-10K	1.56 (39.6)	1.00 (25.4)	0.59 (15.0)	0.45 (11.4)	1.17 (29.7)	0.59 (15.0)	10000 (689)	/
1/2	1/2	-PE-NS8-10K	1.97 (50.0)	1.69 (42.9)	0.78 (19.8)	0.73 (18.5)	1.56 (39.6)	0.78 (19.8)	10000 (689)	/

Female ISO Tapered Threads

P-RT Size	Px-RT Size	Basic Ordering Number	Dimension, in. (mm)						Working Pressure psig (bar)	
			L	F	B	E	Lx	Bx	316 SS, Steel	Brass
1/16	1/16	-PE-RT1	0.86 (21.8)	0.44 (11.1)	0.39 (9.9)	0.19 (4.8)	0.86 (21.8)	0.39 (9.9)	6700 (460)	3300 (227)
1/8	1/16	-PE-RT2-RT1	1.04 (26.4)	0.50 (12.7)	0.41 (10.4)	0.19 (4.8)	1.04 (26.4)	0.39 (9.9)	6200 (427)	3100 (213)
1/8	1/8	-PE-RT2	1.04 (26.4)	0.50 (12.7)	0.41 (10.4)	0.28 (7.1)	1.04 (26.4)	0.41 (10.4)	6200 (427)	3100 (213)
1/4	1/8	-PE-RT4-RT2	1.17 (29.7)	0.69 (17.5)	0.59 (15.0)	0.28 (7.1)	1.17 (29.7)	0.41 (10.4)	7200 (496)	3600 (248)
1/4	1/4	-PE-RT4	1.17 (29.7)	0.69 (17.5)	0.59 (15.0)	0.41 (10.4)	1.17 (29.7)	0.59 (15.0)	7200 (496)	3600 (248)
3/8	3/8	-PE-RT6	1.42 (36.1)	0.81 (20.6)	0.59 (15.0)	0.50 (12.7)	1.42 (36.1)	0.59 (15.0)	5600 (385)	2800 (192)
1/2	1/2	-PE-RT8	1.56 (39.6)	1.00 (25.4)	0.78 (19.8)	0.67 (17.1)	1.56 (39.6)	0.78 (19.8)	5600 (385)	2800 (192)
3/4	3/4	-PE-RT12	1.92 (48.8)	1.25 (31.8)	0.81 (20.6)	0.88 (22.4)	1.92 (48.8)	0.81 (20.6)	5100 (351)	2500 (172)
1	1	-PE-RT16	1.91 (48.5)	1.69 (42.9)	1.00 (25.4)	1.11 (28.1)	1.91 (48.5)	1.00 (25.4)	6400 (440)	3200 (220)
1 1/4	1 1/4	-PE-RT20	2.35 (59.8)	2.00 (50.8)	1.00 (25.4)	1.09 (27.7)	2.35 (59.8)	1.00 (25.4)	3100 (213)	1600 (110)
1 1/2	1 1/2	-PE-RT24	2.56 (65.0)	2.50 (63.5)	1.09 (27.7)	1.34 (34.0)	2.56 (65.0)	1.09 (27.7)	5100 (351)	2500 (172)

45° Female Elbows

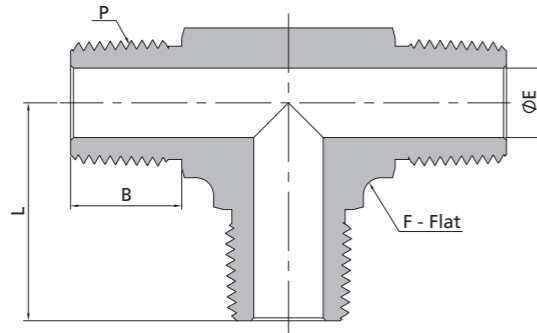


Female NPT Threads										
P-NPT Size	Px-NPT Size	Basic Ordering Number	Dimension, in. (mm)						Working Pressure psig (bar)	
			L	F	B	E	Lx	Bx	316 SS, Steel	Brass
1/16	1/16	-PVE-NS1	0.66 (16.8)	0.44 (11.1)	0.39 (9.9)	0.19 (4.8)	0.66 (16.8)	0.39 (9.9)	6700 (460)	3300 (227)
1/8	1/16	-PVE-NS2-NS1	0.80 (20.2)	0.50 (12.7)	0.41 (10.4)	0.19 (4.8)	0.80 (20.2)	0.39 (9.9)	6200 (427)	3100 (213)
1/8	1/8	-PVE-NS2	0.80 (20.2)	0.50 (12.7)	0.41 (10.4)	0.28 (7.1)	0.80 (20.2)	0.41 (10.4)	6200 (427)	3100 (213)
1/4	1/8	-PVE-NS4-NS2	1.00 (25.4)	0.69 (17.5)	0.59 (15.0)	0.28 (7.1)	1.00 (25.4)	0.41 (10.4)	7200 (496)	3600 (248)
1/4	1/4	-PVE-NS4	1.00 (25.4)	0.69 (17.5)	0.59 (15.0)	0.41 (10.4)	1.00 (25.4)	0.59 (15.0)	7200 (496)	3600 (248)
3/8	3/8	-PVE-NS6	1.06 (27.0)	0.81 (20.6)	0.59 (15.0)	0.50 (12.7)	1.06 (27.0)	0.59 (15.0)	5600 (385)	2800 (192)
1/2	1/2	-PVE-NS8	1.26 (32.0)	1.00 (25.4)	0.78 (19.8)	0.67 (17.1)	1.26 (32.0)	0.78 (19.8)	5600 (385)	2800 (192)
3/4	3/4	-PVE-NS12	1.36 (34.5)	1.25 (31.8)	0.81 (20.6)	0.88 (22.4)	1.36 (34.5)	0.81 (20.6)	5100 (351)	2500 (172)
1	1	-PVE-NS16	1.81 (46.0)	1.69 (42.9)	1.00 (25.4)	1.11 (28.1)	1.81 (46.0)	1.00 (25.4)	6400 (440)	3200 (220)
1 1/4	1 1/4	-PVE-NS20	1.70 (43.2)	2.00 (50.8)	1.00 (25.4)	1.09 (27.7)	1.70 (43.2)	1.00 (25.4)	3100 (213)	1600 (110)
1 1/2	1 1/2	-PVE-NS24	1.81 (46.0)	2.50 (63.5)	1.09 (27.7)	1.34 (34.0)	1.81 (46.0)	1.09 (27.7)	5100 (351)	2500 (172)

Female ISO Tapered Pipe Threads

P-RT Size	Px-RT Size	Basic Ordering Number	Dimension, in. (mm)						Working Pressure psig (bar)	
			L	F	B	E	Lx	Bx	316 SS, Steel	Brass
1/16	1/16	-PVE-RT1	0.66 (16.8)	0.44 (11.1)	0.39 (9.9)	0.19 (4.8)	0.66 (16.8)	0.39 (9.9)	6700 (460)	3300 (227)
1/8	1/16	-PVE-RT2-RT1	0.80 (20.2)	0.50 (12.7)	0.41 (10.4)	0.19 (4.8)	0.80 (20.2)	0.39 (9.9)	6200 (427)	3100 (213)
1/8	1/8	-PVE-RT2	0.80 (20.2)	0.50 (12.7)	0.41 (10.4)	0.28 (7.1)	0.80 (20.2)	0.41 (10.4)	6200 (427)	3100 (213)
1/4	1/8	-PVE-RT4-RT2	1.00 (25.4)	0.69 (17.5)	0.59 (15.0)	0.28 (7.1)	1.00 (25.4)	0.41 (10.4)	7200 (496)	3600 (248)
1/4	1/4	-PVE-RT4	1.00 (25.4)	0.69 (17.5)	0.59 (15.0)	0.41 (10.4)	1.00 (25.4)	0.59 (15.0)	7200 (496)	3600 (248)
3/8	3/8	-PVE-RT6	1.06 (27.0)	0.81 (20.6)	0.59 (15.0)	0.50 (12.7)	1.06 (27.0)	0.59 (15.0)	5600 (385)	2800 (192)
1/2	1/2	-PVE-RT8	1.26 (32.0)	1.00 (25.4)	0.78 (19.8)	0.67 (17.1)	1.26 (32.0)	0.78 (19.8)	5600 (385)	2800 (192)
3/4	3/4	-PVE-RT12	1.36 (34.5)	1.25 (31.8)	0.81 (20.6)	0.88 (22.4)	1.36 (34.5)	0.81 (20.6)	5100 (351)	2500 (172)
1	1	-PVE-RT16	1.81 (46.0)	1.69 (42.9)	1.00 (25.4)	1.11 (28.1)	1.81 (46.0)	1.00 (25.4)	6400 (440)	3200 (220)
1 1/4	1 1/4	-PVE-RT20	1.70 (43.2)	2.00 (50.8)	1.00 (25.4)	1.09 (27.7)	1.70 (43.2)	1.00 (25.4)	3100 (213)	1600 (110)
1 1/2	1 1/2	-PVE-RT24	1.81 (46.0)	2.50 (63.5)	1.09 (27.7)	1.34 (34.0)	1.81 (46.0)	1.09 (27.7)	5100 (351)	2500 (172)

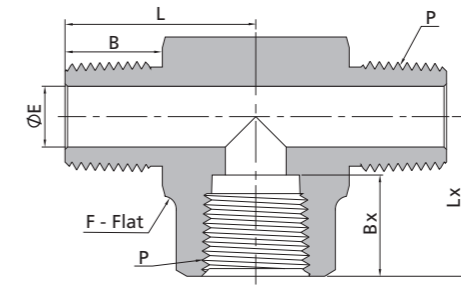
Male Tees



Male NPT Threads							
P-NPT Size	Basic Ordering Number	Dimension, in. (mm)				Working Pressure psig (bar)	
		L	F	B	E	316 SS, Steel	Brass
1/16	-PMT-NS1	0.72 (18.3)	0.37 (9.5)	0.38 (9.7)	0.12 (3.0)	11000 (757)	5500 (378)
1/8	-PMT-NS2	0.88 (22.4)	0.44 (11.1)	0.38 (9.7)	0.19 (4.8)	10000 (689)	5000 (344)
1/4	-PMT-NS4	1.05 (26.7)	0.50 (12.7)	0.56 (14.2)	0.28 (7.1)	8000 (551)	4000 (275)
3/8	-PMT-NS6	1.17 (29.7)	0.69 (17.5)	0.56 (14.2)	0.38 (9.6)	7800 (537)	3900 (268)
1/2	-PMT-NS8	1.45 (36.8)	0.81 (20.6)	0.75 (19.1)	0.47 (11.9)	7700 (530)	3800 (261)
3/4	-PMT-NS12	1.67 (42.4)	1.06 (27.0)	0.75 (19.1)	0.62 (15.7)	7300 (502)	3600 (248)
1	-PMT-NS16	1.94 (49.3)	1.37 (34.9)	0.94 (23.9)	0.88 (22.4)	5300 (365)	2600 (179)
1 1/4	-PMT-NS20	2.22 (56.4)	1.69 (42.9)	0.94 (23.9)	1.09 (27.7)	6000 (410)	3000 (200)
1 1/2	-PMT-NS24	2.64 (67.1)	1.87 (47.6)	1.03 (26.2)	1.34 (34.0)	5000 (344)	2500 (172)

Male ISO Tapered Threads							
P-RT Size	Basic Ordering Number	Dimension, in. (mm)				Working Pressure psig (bar)	
		L	F	B	E	316 SS, Steel	Brass
1/16	-PMT-RT1	0.72 (18.3)	0.37 (9.5)	0.38 (9.7)	0.12 (3.0)	11000 (757)	5500 (378)
1/8	-PMT-RT2	0.88 (22.4)	0.44 (11.1)	0.38 (9.7)	0.19 (4.8)	10000 (689)	5000 (344)
1/4	-PMT-RT4	1.05 (26.7)	0.50 (12.7)	0.56 (14.2)	0.28 (7.1)	8000 (551)	4000 (275)
3/8	-PMT-RT6	1.17 (29.7)	0.69 (17.5)	0.56 (14.2)	0.38 (9.6)	7800 (537)	3900 (268)
1/2	-PMT-RT8	1.45 (36.8)	0.81 (20.6)	0.75 (19.1)	0.47 (11.9)	7700 (530)	3800 (261)
3/4	-PMT-RT12	1.67 (42.4)	1.06 (27.0)	0.75 (19.1)	0.62 (15.7)	7300 (502)	3600 (248)
1	-PMT-RT16	1.94 (49.3)	1.37 (34.9)	0.94 (23.9)	0.88 (22.4)	5300 (365)	2600 (179)
1 1/4	-PMT-RT20	2.22 (56.4)	1.69 (42.9)	0.94 (23.9)	1.09 (27.7)	6000 (410)	3000 (200)
1 1/2	-PMT-RT24	2.64 (67.1)	1.87 (47.6)	1.03 (26.2)	1.34 (34.0)	5000 (344)	2500 (172)

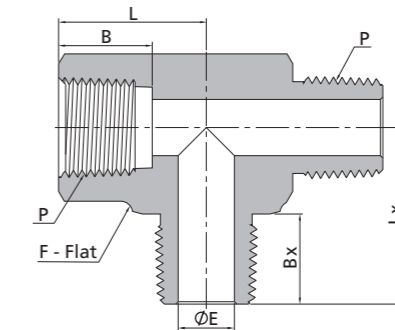
Female Branch Tees



NPT Threads									
P-NPT Size	Basic Ordering Number	Dimension, in. (mm)						Working Pressure psig (bar)	
		L	F	E	B	Lx	Bx	316 SS, Steel	Brass
1/16	-PTB-NS1	0.72 (18.3)	0.44 (11.1)	0.12 (3.0)	0.38 (9.7)	0.86 (21.8)	0.39 (9.9)	9200 (633)	4600 (316)
1/8	-PTB-NS2	0.87 (22.1)	0.50 (12.7)	0.19 (4.8)	0.38 (9.7)	1.04 (26.4)	0.41 (10.4)	6200 (427)	3100 (213)
1/4	-PTB-NS4	1.17 (29.7)	0.69 (17.5)	0.28 (7.1)	0.56 (14.2)	1.17 (29.7)	0.59 (15.0)	7200 (496)	3600 (248)
3/8	-PTB-NS6	1.26 (32.0)	0.81 (20.6)	0.38 (9.6)	0.56 (14.2)	1.42 (36.1)	0.59 (15.0)	5600 (385)	2800 (192)
1/2	-PTB-NS8	1.56 (39.6)	1.00 (25.4)	0.47 (11.9)	0.75 (19.1)	1.56 (39.6)	0.78 (19.8)	5600 (385)	2800 (192)
3/4	-PTB-NS12	1.67 (42.4)	1.25 (31.8)	0.62 (15.7)	0.75 (19.1)	1.92 (48.8)	0.81 (20.6)	5100 (351)	2500 (172)
1	-PTB-NS16	1.94 (49.3)	1.69 (42.9)	0.88 (22.4)	0.94 (23.9)	1.91 (48.5)	1.00 (25.4)	5300 (365)	2600 (179)

ISO Tapered Pipe Threads									
P-RT Size	Basic Ordering Number	Dimension, in. (mm)						Working Pressure psig (bar)	
		L	F	E	B	Lx	Bx	316 SS, Steel	Brass
1/16	-PTB-RT1	0.72 (18.3)	0.44 (11.1)	0.12 (3.0)	0.38 (9.7)	0.86 (21.8)	0.39 (9.9)	9200 (633)	4600 (316)
1/8	-PTB-RT2	0.87 (22.1)	0.50 (12.7)	0.19 (4.8)	0.38 (9.7)	1.04 (26.4)	0.41 (10.4)	6200 (427)	3100 (213)
1/4	-PTB-RT4	1.17 (29.7)	0.69 (17.5)	0.28 (7.1)	0.56 (14.2)	1.17 (29.7)	0.59 (15.0)	7200 (496)	3600 (248)
3/8	-PTB-RT6	1.26 (32.0)	0.81 (20.6)	0.38 (9.6)	0.56 (14.2)	1.42 (36.1)	0.59 (15.0)	5600 (385)	2800 (192)
1/2	-PTB-RT8	1.56 (39.6)	1.00 (25.4)	0.47 (11.9)	0.75 (19.1)	1.56 (39.6)	0.78 (19.8)	5600 (385)	2800 (192)
3/4	-PTB-RT12	1.67 (42.4)	1.25 (31.8)	0.62 (15.7)	0.75 (19.1)	1.92 (48.8)	0.81 (20.6)	5100 (351)	2500 (172)
1	-PTB-RT16	1.94 (49.3)	1.69 (42.9)	0.88 (22.4)	0.94 (23.9)	1.91 (48.5)	1.00 (25.4)	5300 (365)	2600 (179)

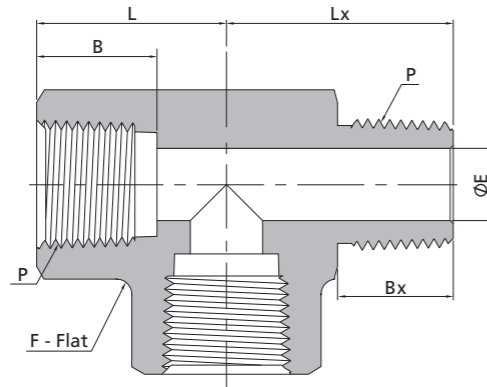
Female Run Tees



NPT Threads									
P-NPT Size	Basic Ordering Number	Dimension, in. (mm)						Working Pressure psig (bar)	
		L	F	E	B	Lx	Bx	316 SS, Steel	Brass
1/16	-PTR-NS1	0.86 (21.8)	0.44 (11.1)	0.12 (3.0)	0.39 (9.9)	0.72 (18.3)	0.38 (9.7)	9200 (633)	4600 (316)
1/8	-PTR-NS2	1.04 (26.4)	0.50 (12.7)	0.19 (4.8)	0.41 (10.4)	0.87 (22.1)	0.38 (9.7)	6200 (427)	3100 (213)
1/4	-PTR-NS4	1.17 (29.7)	0.69 (17.5)	0.28 (7.1)	0.59 (15.0)	1.17 (29.7)	0.56 (14.2)	7200 (496)	3600 (248)
3/8	-PTR-NS6	1.42 (36.1)	0.81 (20.6)	0.38 (9.6)	0.59 (15.0)	1.26 (32.0)	0.56 (14.2)	5600 (385)	2800 (192)
1/2	-PTR-NS8	1.56 (39.6)	1.00 (25.4)	0.47 (11.9)	0.78 (19.8)	1.56 (39.6)	0.75 (19.1)	5600 (385)	2800 (192)
3/4	-PTR-NS12	1.92 (48.8)	1.25 (31.8)	0.62 (15.7)	0.81 (20.6)	1.67 (42.4)	0.75 (19.1)	5100 (351)	2500 (172)
1	-PTR-NS16	1.91 (48.5)	1.69 (42.9)	0.88 (22.4)	1.00 (25.4)	1.94 (49.3)	0.94 (23.9)	5300 (365)	2600 (179)

ISO Tapered Threads									
P-RT Size	Basic Ordering Number	Dimension, in. (mm)						Working Pressure psig (bar)	
		L	F	E	B	Lx	Bx	316 SS, Steel	Brass
1/16	-PTR-RT1	0.86 (21.8)	0.44 (11.1)	0.12 (3.0)	0.39 (9.9)	0.72 (18.3)	0.38 (9.7)	9200 (633)	4600 (316)
1/8	-PTR-RT2	1.04 (26.4)	0.50 (12.7)	0.19 (4.8)	0.41 (10.4)	0.87 (22.1)	0.38 (9.7)	6200 (427)	3100 (213)
1/4	-PTR-RT4	1.17 (29.7)	0.69 (17.5)	0.28 (7.1)	0.59 (15.0)	1.17 (29.7)	0.56 (14.2)	7200 (496)	3600 (248)
3/8	-PTR-RT6	1.42 (36.1)	0.81 (20.6)	0.38 (9.6)	0.59 (15.0)	1.26 (32.0)	0.56 (14.2)	5600 (385)	2800 (192)
1/2	-PTR-RT8	1.56 (39.6)	1.00 (25.4)	0.47 (11.9)	0.78 (19.8)	1.56 (39.6)	0.75 (19.1)	5600 (385)	2800 (192)
3/4	-PTR-RT12	1.92 (48.8)	1.25 (31.8)	0.62 (15.7)	0.81 (20.6)	1.67 (42.4)	0.75 (19.1)	5100 (351)	2500 (172)
1	-PTR-RT16	1.91 (48.5)	1.69 (42.9)	0.88 (22.4)	1.00 (25.4)	1.94 (49.3)	0.94 (23.9)	5300 (365)	2600 (179)

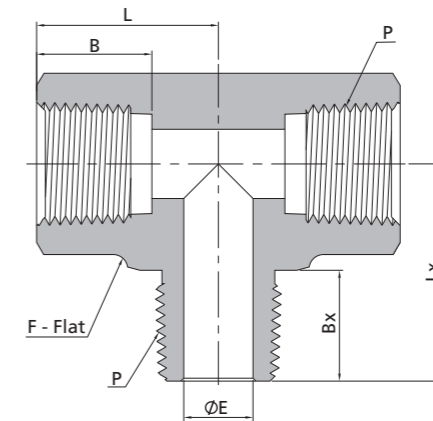
Male Street Tees



NPT Threads									
P-NPT Size	Basic Ordering Number	Dimension, in. (mm)						Working Pressure psig (bar)	
		L	F	E	B	Lx	Bx	316 SS, Steel	Brass
1/16	-PST-NS1	0.86 (21.8)	0.44 (11.1)	0.12 (3.0)	0.39 (9.9)	0.72 (18.3)	0.38 (9.7)	9200 (633)	4600 (316)
1/8	-PST-NS2	1.04 (26.4)	0.50 (12.7)	0.19 (4.8)	0.41 (10.4)	0.87 (22.1)	0.38 (9.7)	6200 (427)	3100 (213)
1/4	-PST-NS4	1.17 (29.7)	0.69 (17.5)	0.28 (7.1)	0.59 (15.0)	1.17 (29.7)	0.56 (14.2)	7200 (496)	3600 (248)
3/8	-PST-NS6	1.42 (36.1)	0.81 (20.6)	0.38 (9.6)	0.59 (15.0)	1.26 (32.0)	0.56 (14.2)	5600 (385)	2800 (192)
1/2	-PST-NS8	1.56 (39.6)	1.00 (25.4)	0.47 (11.9)	0.78 (19.8)	1.56 (39.6)	0.75 (19.1)	5600 (385)	2800 (192)
3/4	-PST-NS12	1.92 (48.8)	1.25 (31.8)	0.62 (15.7)	0.81 (20.6)	1.67 (42.4)	0.75 (19.1)	5100 (351)	2500 (172)
1	-PST-NS16	1.91 (48.5)	1.69 (42.9)	0.88 (22.4)	1.00 (25.4)	1.94 (49.3)	0.94 (23.9)	5300 (365)	2600 (179)

ISO Tapered Pipe Threads									
P-RT Size	Basic Ordering Number	Dimension, in. (mm)						Working Pressure psig (bar)	
		L	F	E	B	Lx	Bx	316 SS, Steel	Brass
1/16	-PST-RT1	0.86 (21.8)	0.44 (11.1)	0.12 (3.0)	0.39 (9.9)	0.72 (18.3)	0.38 (9.7)	9200 (633)	4600 (316)
1/8	-PST-RT2	1.04 (26.4)	0.50 (12.7)	0.19 (4.8)	0.41 (10.4)	0.87 (22.1)	0.38 (9.7)	6200 (427)	3100 (213)
1/4	-PST-RT4	1.17 (29.7)	0.69 (17.5)	0.28 (7.1)	0.59 (15.0)	1.17 (29.7)	0.56 (14.2)	7200 (496)	3600 (248)
3/8	-PST-RT6	1.42 (36.1)	0.81 (20.6)	0.38 (9.6)	0.59 (15.0)	1.26 (32.0)	0.56 (14.2)	5600 (385)	2800 (192)
1/2	-PST-RT8	1.56 (39.6)	1.00 (25.4)	0.47 (11.9)	0.78 (19.8)	1.56 (39.6)	0.75 (19.1)	5600 (385)	2800 (192)
3/4	-PST-RT12	1.92 (48.8)	1.25 (31.8)	0.62 (15.7)	0.81 (20.6)	1.67 (42.4)	0.75 (19.1)	5100 (351)	2500 (172)
1	-PST-RT16	1.91 (48.5)	1.69 (42.9)	0.88 (22.4)	1.00 (25.4)	1.94 (49.3)	0.94 (23.9)	5300 (365)	2600 (179)

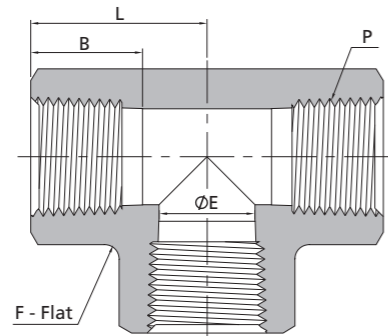
Male Branch Tees



NPT Threads									
P-NPT Size	Basic Ordering Number	Dimension, in. (mm)						Working Pressure psig (bar)	
		L	F	E	B	Lx	Bx	316 SS, Steel	Brass
1/16	-PBT-NS1	0.86 (21.8)	0.44 (11.1)	0.12 (3.0)	0.39 (9.9)	0.72 (18.3)	0.38 (9.7)	9200 (633)	4600 (316)
1/8	-PBT-NS2	1.04 (26.4)	0.50 (12.7)	0.19 (4.8)	0.41 (10.4)	0.87 (22.1)	0.38 (9.7)	6200 (427)	3100 (213)
1/4	-PBT-NS4	1.17 (29.7)	0.69 (17.5)	0.28 (7.1)	0.59 (15.0)	1.17 (29.7)	0.56 (14.2)	7200 (496)	3600 (248)
3/8	-PBT-NS6	1.42 (36.1)	0.81 (20.6)	0.38 (9.6)	0.59 (15.0)	1.26 (32.0)	0.56 (14.2)	5600 (385)	2800 (192)
1/2	-PBT-NS8	1.56 (39.6)	1.00 (25.4)	0.47 (11.9)	0.78 (19.8)	1.56 (39.6)	0.75 (19.1)	5600 (385)	2800 (192)
3/4	-PBT-NS12	1.92 (48.8)	1.25 (31.8)	0.62 (15.7)	0.81 (20.6)	1.67 (42.4)	0.75 (19.1)	5100 (351)	2500 (172)
1	-PBT-NS16	1.91 (48.5)	1.69 (42.9)	0.88 (22.4)	1.00 (25.4)	1.94 (49.3)	0.94 (23.9)	5300 (365)	2600 (179)

ISO Tapered Pipe Threads									
P-RT Size	Basic Ordering Number	Dimension, in. (mm)						Working Pressure psig (bar)	
		L	F	E	B	Lx	Bx	316 SS, Steel	Brass
1/16	-PBT-RT1	0.86 (21.8)	0.44 (11.1)	0.12 (3.0)	0.39 (9.9)	0.72 (18.3)	0.38 (9.7)	9200 (633)	4600 (316)
1/8	-PBT-RT2	1.04 (26.4)	0.50 (12.7)	0.19 (4.8)	0.41 (10.4)	0.87 (22.1)	0.38 (9.7)	6200 (427)	3100 (213)
1/4	-PBT-RT4	1.17 (29.7)	0.69 (17.5)	0.28 (7.1)	0.59 (15.0)	1.17 (29.7)	0.56 (14.2)	7200 (496)	3600 (248)
3/8	-PBT-RT6	1.42 (36.1)	0.81 (20.6)	0.38 (9.6)	0.59 (15.0)	1.26 (32.0)	0.56 (14.2)	5600 (385)	2800 (192)
1/2	-PBT-RT8	1.56 (39.6)	1.00 (25.4)	0.47 (11.9)	0.78 (19.8)	1.56 (39.6)	0.75 (19.1)	5600 (385)	2800 (192)
3/4	-PBT-RT12	1.92 (48.8)	1.25 (31.8)	0.62 (15.7)	0.81 (20.6)	1.67 (42.4)	0.75 (19.1)	5100 (351)	2500 (172)
1	-PBT-RT16	1.91 (48.5)	1.69 (42.9)	0.88 (22.4)	1.00 (25.4)	1.94 (49.3)	0.94 (23.9)	5300 (365)	2600 (179)

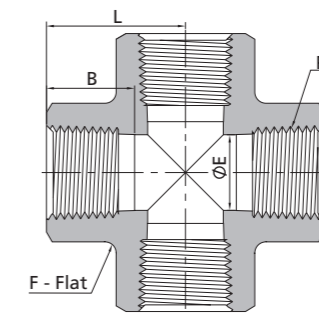
Female Tees



Female NPT Threads							
P-NPT Size	Basic Ordering Number	Dimension, in. (mm)				Working Pressure psig (bar)	
		L	F	E	B	316 SS, Steel	Brass
1/16	-PT-NS1	0.86 (21.8)	0.44 (11.1)	0.19 (4.8)	0.39 (9.9)	6700 (460)	3300 (227)
1/8	-PT-NS2	1.04 (26.4)	0.50 (12.7)	0.34 (8.6)	0.41 (10.4)	6200 (427)	3100 (213)
1/4	-PT-NS4	1.17 (29.7)	0.69 (17.5)	0.45 (11.4)	0.59 (15.0)	7200 (496)	3600 (248)
3/8	-PT-NS6	1.42 (36.1)	0.81 (20.6)	0.59 (15.0)	0.59 (15.0)	5600 (385)	2800 (192)
1/2	-PT-NS8	1.56 (39.6)	1.00 (25.4)	0.73 (18.5)	0.78 (19.8)	5600 (385)	2800 (192)
3/4	-PT-NS12	1.92 (48.8)	1.25 (31.8)	0.94 (23.9)	0.81 (20.6)	5100 (351)	2500 (172)
1	-PT-NS16	1.91 (48.5)	1.69 (42.9)	1.17 (29.7)	1.00 (25.4)	6400 (440)	3200 (220)
1 1/4	-PT-NS20	2.35 (59.8)	2.00 (50.8)	1.46 (37.2)	1.00 (25.4)	3100 (213)	1600 (110)
1 1/2	-PT-NS24	2.56 (65.0)	2.50 (63.5)	1.70 (43.3)	1.09 (27.7)	5100 (351)	2500 (172)
Heavy-Wall Female NPT Threads							
1/4	-PT-NS4-10K	1.56 (39.6)	1.00 (25.4)	0.45 (11.4)	0.59 (15.0)	10000 (689)	/
1/2	-PT-NS8-10K	1.97 (50.0)	1.69 (42.9)	0.73 (18.5)	0.78 (19.8)	10000 (689)	/

Female ISO Tapered Pipe Threads							
P-RT Size	Basic Ordering Number	Dimension, in. (mm)				Working Pressure psig (bar)	
		L	F	E	B	316 SS, Steel	Brass
1/16	-PT-RT1	0.86 (21.8)	0.44 (11.1)	0.19 (4.8)	0.39 (9.9)	6700 (460)	3300 (227)
1/8	-PT-RT2	1.04 (26.4)	0.50 (12.7)	0.34 (8.6)	0.41 (10.4)	6200 (427)	3100 (213)
1/4	-PT-RT4	1.17 (29.7)	0.69 (17.5)	0.44 (11.2)	0.59 (15.0)	7200 (496)	3600 (248)
3/8	-PT-RT6	1.42 (36.1)	0.81 (20.6)	0.58 (14.7)	0.59 (15.0)	5600 (385)	2800 (192)
1/2	-PT-RT8	1.56 (39.6)	1.00 (25.4)	0.72 (18.3)	0.78 (19.8)	5600 (385)	2800 (192)
3/4	-PT-RT12	1.92 (48.8)	1.25 (31.8)	0.94 (23.9)	0.81 (20.6)	5100 (351)	2500 (172)
1	-PT-RT16	1.91 (48.5)	1.69 (42.9)	1.17 (29.7)	1.00 (25.4)	6400 (440)	3200 (220)
1 1/4	-PT-RT20	2.35 (59.8)	2.00 (50.8)	1.46 (37.2)	1.00 (25.4)	3100 (213)	1600 (110)
1 1/2	-PT-RT24	2.56 (65.0)	2.50 (63.5)	1.70 (43.3)	1.09 (27.7)	5100 (351)	2500 (172)

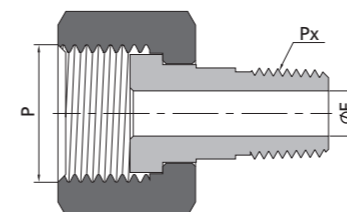
Female Crosses



Female NPT Threads							
P-NPT Size	Basic Ordering Number	Dimension, in. (mm)				Working Pressure psig (bar)	
		L	F	E	B	316 SS, Steel	Brass
1/16	-PCR-NS1	0.86 (21.8)	0.44 (11.1)	0.19 (4.8)	0.39 (9.9)	6700 (460)	3300 (227)
1/8	-PCR-NS2	1.04 (26.4)	0.50 (12.7)	0.34 (8.6)	0.41 (10.4)	6200 (427)	3100 (213)
1/4	-PCR-NS4	1.17 (29.7)	0.69 (17.5)	0.45 (11.4)	0.59 (15.0)	7200 (496)	3600 (248)
3/8	-PCR-NS6	1.42 (36.1)	0.81 (20.6)	0.59 (15.0)	0.59 (15.0)	5600 (385)	2800 (192)
1/2	-PCR-NS8	1.56 (39.6)	1.00 (25.4)	0.73 (18.5)	0.78 (19.8)	5600 (385)	2800 (192)
3/4	-PCR-NS12	1.92 (48.8)	1.25 (31.8)	0.94 (23.9)	0.81 (20.6)	5100 (351)	2500 (172)
1	-PCR-NS16	1.91 (48.5)	1.69 (42.9)	1.17 (29.7)	1.00 (25.4)	6400 (440)	3200 (220)

Female ISO Tapered Threads							
P-RT Size	Basic Ordering Number	Dimension, in. (mm)				Working Pressure psig (bar)	
		L	F	E	B	316 SS, Steel	Brass
1/16	-PCR-RT1	0.86 (21.8)	0.44 (11.1)	0.19 (4.8)	0.39 (9.9)	6700 (460)	3300 (227)
1/8	-PCR-RT2	1.04 (26.4)	0.50 (12.7)	0.34 (8.6)	0.41 (10.4)	6200 (427)	3100 (213)
1/4	-PCR-RT4	1.17 (29.7)	0.69 (17.5)	0.45 (11.4)	0.59 (15.0)	7200 (496)	3600 (248)
3/8	-PCR-RT6	1.42 (36.1)	0.81 (20.6)	0.59 (15.0)	0.59 (15.0)	5600 (385)	2800 (192)
1/2	-PCR-RT8	1.56 (39.6)	1.00 (25.4)	0.73 (18.5)	0.78 (19.8)	5600 (385)	2800 (192)
3/4	-PCR-RT12	1.92 (48.8)	1.25 (31.8)	0.94 (23.9)	0.81 (20.6)	5100 (351)	2500 (172)
1	-PCR-RT16	1.91 (48.5)	1.69 (42.9)	1.17 (29.7)	1.00 (25.4)	6400 (440)	3200 (220)

Pipe to Pipe Unions

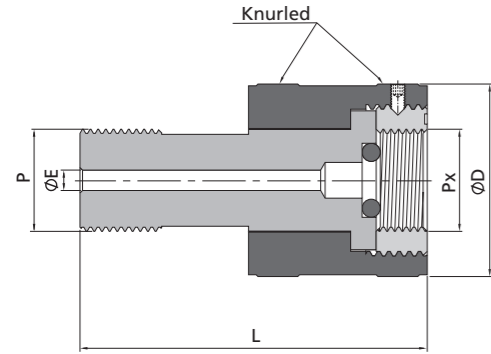


Metric Threads				NPT Threads	
P-Metric Thread Size	Px-NPT Size	Basic Ordering Number	Dimension, mm (in.)	Working Pressure psig (bar)	
			E	316 SS, Steel	
M20 x 1.5	1/8	-PUP-MS20-NS2	0.19 (4.8)	4500 (310)	
M20 x 1.5	1/4	-PUP-MS20-NS4	0.28 (7.1)	4500 (310)	

Metric Threads			ISO Tapered Pipe Threads	
P-Metric Thread Size	Px-RT Size	Basic Ordering Number	Dimension, mm (in.)	Working Pressure psig (bar)
			E	316 SS, Steel
M20 x 1.5	1/8	-PUP-MS20-RT2	0.19 (4.8)	4500 (310)
M20 x 1.5	1/4	-PUP-MS20-RT4	0.28 (7.1)	4500 (310)

ISO Parallel Threads			NPT Threads	
P-ISO Pipe Size	Px-NPT Size	Basic Ordering Number	Dimension, in. (mm)	Working Pressure psig (bar)
			E	316 SS, Steel
1/2	1/8	-PUP-RG8-NS2	0.19 (4.8)	4900 (337)
1/2	1/4	-PUP-RG8-NS4	0.28 (7.1)	4900 (337)

Hand Tight Adapter Fittings



Metric Threads						
P-Metric Thread Size	Px-Metric Thread Size	Basic Ordering Number	Dimension, mm (in.)			Working Pressure psig (bar)
			L	D	E	316 SS, Steel
M14 x 1.5	M14 x 1.5	-HF-MS14	58.0 (2.28)	27.0 (1.06)	3.2 (0.13)	6100 (425)
M14 x 1.5	M20 x 1.5	-HF-MS14-MS20	58.0 (2.28)	37.5 (1.48)	3.2 (0.13)	5700 (393)
M20 x 1.5	M14 x 1.5	-HF-MS20-MS14	68.0 (2.68)	32.0 (1.26)	4.0 (0.16)	6100 (425)
M20 x 1.5	M20 x 1.5	-HF-MS20	68.0 (2.68)	37.5 (1.48)	4.0 (0.16)	5700 (393)
M20 x 1.5	M22 x 1.5	-HF-MS20-MS22	68.0 (2.68)	37.5 (1.48)	4.0 (0.16)	4000 (275)

Metric Threads			ISO Parallel Pipe Threads			
P-Metric Thread Size	Px-ISO Pipe Size	Basic Ordering Number	Dimension, mm (in.)			Working Pressure psig (bar)
			L	D	E	316 SS, Steel
M20 x 1.5	1/4	-HF-MS20-BP4	68.0 (2.68)	32.0 (1.26)	3.2 (0.13)	6500 (447)
M20 x 1.5	3/8	-HF-MS20-BP6	68.0 (2.68)	32.0 (1.26)	3.6 (0.14)	4300 (297)
M20 x 1.5	1/2	-HF-MS20-BP8	68.0 (2.68)	37.5 (1.48)	4.0 (0.16)	4800 (334)

ISO Parallel Threads						
P-ISO Thread Size	Px-ISO Pipe Size	Basic Ordering Number	Dimension, mm (in.)			Working Pressure psig (bar)
			L	D	E	316 SS, Steel
1/2	1/4	-HF-BP8-BP4	68.0 (2.68)	32.0 (1.26)	3.2 (0.13)	6500 (447)
1/2	3/8	-HF-BP8-BP6	68.0 (2.68)	32.0 (1.26)	3.6 (0.14)	4300 (297)
1/2	1/2	-HF-BP8	68.0 (2.68)	37.5 (1.48)	4.0 (0.16)	4800 (334)

Part Number Description

